

# AN1X



**CONTROL SYNTHESIZER  
ANALOG PHYSICAL MODELING**

## Data List

Daten-Liste  
Liste de données



## CONTENTS

<b>Factory-set Voice List</b>	2
<b>Tone Generator And Effect Signal Flow</b>	5
<b>Arpeggiator Type List</b>	5
<b>Effect Type List</b>	6
<b>Effect Parameter List</b>	6
<b>Effect Parameter Table</b>	8
<b>Common Control Matrix</b>	9
<b>Control Change Modes</b>	9
<b>Free EG Track Parameter List</b>	9
<b>Control Matrix And Free EG Track Parameter List</b>	10
<b>MIDI Data Format</b>	11
<b>MIDI Implementation Chart</b>	19

**YAMAHA**



# Factory-set Voice List

The following voices are preset at the factory. Each voice has different settings which you can change by moving the CONTROL knobs and other controllers. Each controller is assigned with its own unique settings. In general, AEG or FEG is assigned to knobs 1 and 2, VCF Cutoff to knob 5, Resonance to knob 6, and Effects-related parameters to knobs 7 and 8, respectively. Parameters assigned to other knobs were carefully selected for maximum effect. Depending on the settings for each parameter, changes you make may not be distinctive.

No.	Cat.	Voice Name	Description
1	Co	Relaxx	Combination of arpeggio synth & synthpad. Use [ASSIGN] knobs to control the arpeggio voice.
2	Sq	Terraform	Hard sequence voice with pattern select. Keys C#1 to B2 correspond to User Patterns No. 1 to 23.
3	Ba	Celluloid	Dual voice layered with full-bodied bass and metallic sounds. SINGLE mode is suitable for original tunes. Also try MONO and LEGATO. Also good for Synth lead in the upper register.
4	Br	MajorBrass	Powerful analog brass sound. Use [RIBBON] controller to change VCF Cutoff (horizontal) and Resonance (pressure).
5	Pd	Soar	Ethereal pad sound using arpeggiator.
6	Ba	Hardcore	Hard core acid sound. Use [RIBBON] controller for distortion control.
7	Ba	Uni-Bass	Fat bass sound using DUAL UNISON with Legato.
8	Ld	MegaDrone	Fat lead sound with moving filter.
9	Ld	SyncLead	Lead sound using "Sync." Try the [RIBBON] controller for effect.
10	St	Legato	Pad strings sound with slow attack.
11	Sq	Alan	Standard British progressive rock sound.
12	Ba	Mini	Classic analog synth bass with various sequence patterns. Keys C#1 to B2 are correspond to User Patterns No. 25 to 47.
13	Se	Chemical	Diving sweep sound. The rhythm in Scene 1 is created with the FreeEG. This is disabled for Scene 2.
14	Pd	SyncSweep	Use [RIBBON] or [MODULATION] wheel for sync pitch control.
15	Sc	Caner	Fat hook-line voice for dance & techno music. Try scene 2 with [MODULATION] wheel.
16	Pf	MorphEP	Continuously changes between electric piano sound and pad sound using "Sync" by Scene Control function.
17	Sq	Doves	Spacey sequence voice. Use [RIBBON] controller and [ASSIGN] knobs for effect.
18	Sq	BPF Morph	Sequence voice with band pass filter for special atmosphere.
19	Sq	Seismic	Step Sequencer plays a combination of analog drum and analog bass sounds. Free EG adds modulation for unique atmosphere.

No.	Cat.	Voice Name	Description
20	Fx	Earth	Sound effect layered with arpeggiated melody line and human voice-type pad.
21	Co	Vinnie	Nice Split of vintage arpeggio & synth lead.
22	Co	Detroit	Combination analog bass and analog effect sound.
23	Co	Plastik	Combination synth sound layered with analog drum sound and its perfect fourth. Step Sequencer plays only while you hold the keys since the Hold function is set to OFF.
24	Co	ChinaTech	Combination synth sound layered with analog drum sound and its perfect fourth. Step Sequencer plays only while you hold the keys since the Hold function is set to OFF.
25	Co	Silence	Combination analog pad and analog lead sound.
26	Ba	Dog Bass	Fat hip hop saw bass. Slide the edge back with the [MODULATION] wheel.
27	Ba	Slum	Heavy analog bass with a characteristic attack. Select Scene 2 for a variation.
28	Ba	Loud	Hybrid analog and FM bass sound.
29	Ba	MiniLow	Analog bass sound with short filter decay. Use [ASSIGN] knobs to change the envelope and filter settings.
30	Ba	Kickbass	Bass sound with a characteristic attack. Select Scene 2 to produce a sharp bass drum attack.
31	Ba	Sub Sub	Hollow sub bass sound.
32	Ba	Hardstep	Slippery drum and bass sound. Use the [RIBBON] to control the slip.
33	Ba	Wonder	Analog bass sound suitable for melodic riffs.
34	Ba	Duck Bass	Analog bass sound with wide dynamic range created by velocity.
35	Ba	Prophetic	Vintage analog style bass sound.
36	Ba	Harmosync	Contemporary acid sound. In Scene 2 the compressor drive is on the [RIBBON]. Try Scene1 for a more harmonic effect.
37	Ba	Kangaroo	Bouncy soft acid sound. Get happy with this one.
38	Ba	Acid 1	Hard acid sound number 1. Note that the feedback parameter (knob 7) interacts with the resonance (knob 6).

AURAL EXCITER® is a registered trademark of and used under license from Apex Systems, Ltd.

No.	Cat.	Voice Name	Description
39	Ba	Acid 2	Acid sound number 2. Twiddle those knobs for ultimate experience.
40	Ba	Acid 3	Harder acid sound. [RIBBON] controls distortion amount. Watch the resonance.
41	Br	Soft Brass	Soft analog brass sound. Try the [RIBBON] controller.
42	Br	Hard Brass	Bright & fat analog sawtooth synth sound. Scene 2 is a square wave variation.
43	Br	Bronze	Unison brass sound with short decay changes. Open filter brass with the [MODULATION] wheel. The same voice with the oscillators in octaves is in Scene 2.
44	Br	Fatty	Fat 70s style synth brass.
45	Br	Quincy	Gentle and cool synth brass sound. Use velocity to control brightness.
46	Br	CS80 Brass	Emulation of classic CS80 brass patch.
47	Br	Tangiers	Brass sound with fast attack. Great for house stabs.
48	Br	Brassmorph	[MODULATION] wheel gradually changes the sound between filtered brass sound (Scene 1) and projected brass sound (Scene 2).
49	St	Analog	Bright analog synth strings. Use [MODULATION] wheel or [RIBBON] for dark strings.
50	St	Lush	Rich PWmod string pad. Use the [RIBBON] to control brightness. A slight variation, up an octave in pitch, is in Scene 2.
51	St	Chocolate	Orchestral sound layered with strings in different octaves.
52	St	Stringz	Analog PWmod synth string pad. Scene 2 is a square wave variation, with pulse width controlled by the [RIBBON].
53	St	String Pad	Soft pad great for backing.
54	Sc	Billy	70s style poly synth sound. Use [ASSIGN] knobs for neat sound variations.
55	Sc	Fetish	Wasp-like sound for soundtracks with the sweet pleasure of pain.
56	Sc	P-5 Compy	Emulation of the classic Prophet 5 sound.
57	Sc	Stakka	Voice stacked with a major third.
58	Sc	Dust	Pizzicato synth sound.
59	Sc	WarmPoly	70s style poly synth. Use [ASSIGN] knobs for sound variations.
60	Sc	Rhubarb	Fat portamento hook-voice for dance & techno.
61	Ld	Susy	Warm vintage "mini" synth lead voice.

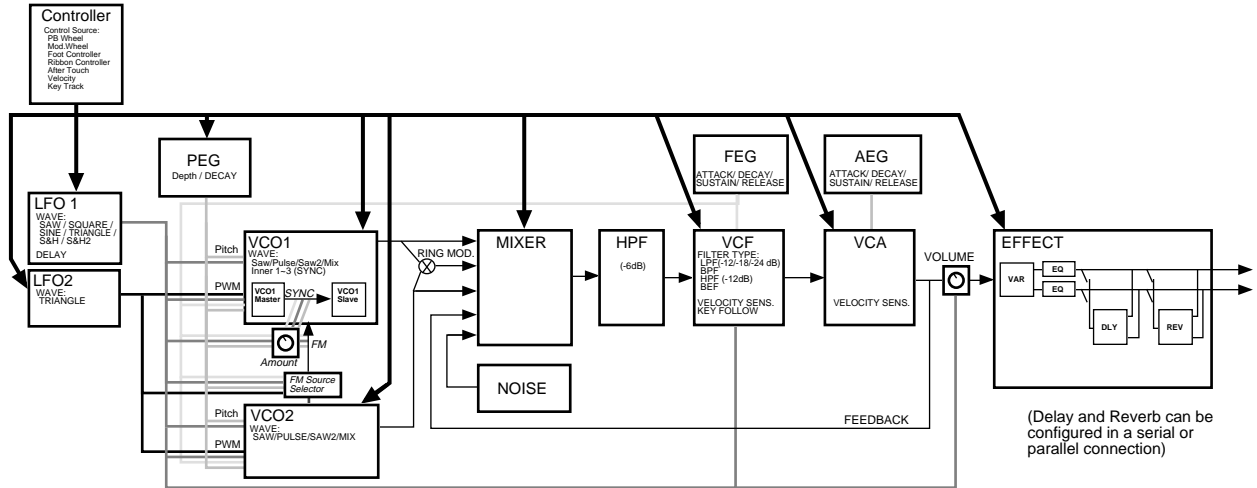
No.	Cat.	Voice Name	Description
62	Ld	OB-8	Thick detuned wave.
63	Ld	Lucky	Portamento lead sound created with a typical square wave. Turn knob 3 to change the pulse width.
64	Ld	Earth Lead	Sensitive synth lead voice. Use [RIBBON], [PITCH] wheel and [MODULATION] wheel.
65	Ld	HardSync	Fat synth lead sound with sync-envelope.
66	Ld	Chick	Dark analog synth lead. Turning knob 5 makes the sound brighter.
67	Ld	Stevie	Typical 80s Stevie Winwood type lead sound.
68	Ld	Floyd75	Stacked over 4 octaves! Pink Floyd's "Wish You Were Here" revisited.
69	Ld	Synchromes	Dangerous lead sound also great for percussive sequence lines.
70	Pd	High Sweep	Soft sweep with tons of resonance.
71	Pd	Ice Pad	Synth pad using Free EG for subtle trembles. A typical example of how easy it is to create a voice by using Edge and Ring Modulator.
72	Pd	Sprinkler	Layered sound with fast arpeggiated sound and soft pad. The soft pad can be changed drastically with [MODULATION] wheel and [RIBBON] controller.
73	Pd	GreatMorph	Powerful pad sound suitable for progressive rock. Check the drastic changes between Scene 1 and 2 using the [MODULATION] wheel.
74	Pd	Church Bel	Pad with arpeggiated bells on top. Use the [RIBBON] to control the volume of the bells.
75	Pd	Deep Blue	Synth pad sound with great sound projection.
76	Pd	Da Padd	Dark and thick analog synth pad sound. Scene 2 is an LFO sweep with BEF variation. The [RIBBON] controls LFO sweep speed in Scene 2 over a wider range than knob 3 for a "watery" effect.
77	Pd	Water Pad	Pad with upward BPF sweep. Use the [MODULATION] wheel to change between the original version of the pad and a variation. Use the [RIBBON] to control the brightness.
78	Pd	Night Sky	Modulated pluck sound with high string pad fading in over it. Use the [MODULATION] wheel to change the pitch of the pluck sound. Middle positions include great voice variations. Use the [RIBBON] to control volume of the strings.
79	Pd	Oberweich	Clear portamento pad sound.
80	Pd	PolyTen	Analog strings pad sound with chorus effect.
81	Pd	PortPad	Powerful synth pad sound.
82	Pd	Sacred	Vocal type pad sound.
83	Pd	Sweep&S/H	Sweep pad which can morph to Sample & Hold using the [MODULATION] wheel.
84	Pd	Slip	Thin pad which sits behind fat drums.

No.	Cat.	Voice Name	Description
85	Pd	Polyswell	Warm and wide poly synth sound with long filter attack.
86	Co	Padbells	Combination of bells with pad. Use [RIBBON] to fade the bells in or out.
87	Pf	DX E.Piano	Bright FM electric piano sound.
88	Pf	Condenser	Condenser piano sound.
89	Pf	WhitneyEP	Electric piano with clean Whitney Houston sound.
90	Or	DrawOrgans	Clean organ with 4 drawbars. Use [MODULATION] wheel for rotary speed and [ASSIGN] knobs for tone control.
91	Or	16+2.2/3	Many organ sounds available with controllers.
92	Or	Garage	Garage and ragga type small synth organ. Scene 2 has a more percussive version.
93	Or	House	House organ ideal for bouncier basslines.
94	Or	Pipes	Chiffer pipe organ sound that transforms into full organ when the [MODULATION] wheel is increased. The [RIBBON] controls the volume of the upper octave.
95	Pc	Hi Q Reso	The immortal Kraftwerk invention.
96	Pc	Koan	Ring modulation style wind chimes.
97	Pc	Woob	Ambient percussion effect by ring modulation.
98	Fx	WelcomBk	Great space pad sound. Use the [MODULATION] wheel to add pitch modulation effects. Hold note A4 to recreate the beginning of ELP's "Welcome Back My Friends" (Karn Evil 9).
99	Fx	Magic	Spacey pad with soft sync modulation.
100	Fx	Hypno	Notes in the bottom octave of the keyboard play a sequence and determine its pitch. Play single or double note melodies in the upper keyboard. The Free EG does the rest.
101	Fx	Soundtrack	Synth voice great for film music.
102	Fx	Morphyum	FX voice with pitch attack & sync.
103	Fx	WindString	FX pad sound expressing fast bowed sound of a violin using the Arpeggiator.
104	Fx	Vangelizm	Combination synth and analog pad sound using Arpeggiator.
105	Fx	Chandelier	Bright analog sound effect using Arpeggiator.
106	Fx	FreeEGRthm	Free EG and Arpeggiator extravaganza which procudes unusual rhythms.

No.	Cat.	Voice Name	Description
107	Fx	Heaven	Sound effect which creates rhythms by matching the delay length to the Arpeggiator tempo.
108	Fx	Mars	Typical vintage synth with high pass sweep.
109	Fx	Porpoise	Sound which creates animal squeakings using the Free EG.
110	Fx	Jack	Filter LFO sound effect great for trance music.
111	Fx	Microdot	Pointy strobe-ish techno sound.
112	Fx	Polaris	Thick pad sound with creamy effect. Adjust knobs 2 and 7 if it's too slow for ya.
113	Fx	RhythmCity	A sequenced voice is triggered from B2 and below. Try using single notes or octaves in the lower range of the keyboard. Play chords from C3 and above. Change chords in time. The [RIBBON] controls the brightness of the sequence.
114	Fx	CyberBag	Sound effect created with the FreeEG.
115	Se	CyberClock	Sound effect combined with Arpeggiator and PEG.
116	Se	Flutter	Soundd with special sweeping effect.
117	Se	Industrial	Use all controllers and go crazy!
118	Se	Moment	Sound effect producing completely different sounds in all pitches by applying FM modulation.
119	Se	We All Die	Whimsical special effect sound using sync to create vocal formants.
120	Sq	Cactus	Analog sequence with complex Free EG modulations. Hold the key for a long time.
121	Sq	Overdrive	Distorted analog sequence great for techno music. Use the [RIBBON] to control the filter.
122	Sq	Omega	Analog sequence with complex Free EG modulations. Hold the key for a long time.
123	Sq	Csus4	Automatically plays with C sus 4. Get into it!
124	Sq	TekkLine	Free EG adds radically changing long cycle to the sequences of typical phrases.
125	Sq	Highway	Spacey sequence with strong phasing effect.
126	Sq	Saturn	Typical percussive type analog synth great for arpeggios.
127	Sq	Poptart	Percussive chill-out effect. Be cool.
128	Sq	VirtlScene	Play a tune along with the typical sequence line while changing voices using the [MODULATION] wheel.

**NOTE** When Step Sequencer Keyboard Mode is set to "sel&norm" or "sel&shift", User Patterns can be played to the left of the Split point. User Patterns can also be selected by playing a note. In this case, when you press the C1 key, the current Voice Pattern will be accessed. (See page 41.)

# Tone Generator And Effect Signal Flow



## Arpeggiator Type List

No.	Param Name	Comments
1	UpOct1	The chord (or phrase) ascends up 1 Octave.
2	UpOct2	The chord (or phrase) ascends up 2 Octaves.
3	UpOct4	The chord (or phrase) ascends up 4 Octaves.
4	DwOct1	The chord (or phrase) descends down 1 Octave.
5	DwOct2	The chord (or phrase) descends down 2 Octaves.
6	DwOct4	The chord (or phrase) descends down 4 Octaves.
7	UpDwAOct1	The chord (or phrase) ascends up 1 Octave, then descends.
8	UpDwAOct2	The chord (or phrase) ascends up 2 Octaves, then descends.
9	UpDwAOct4	The chord (or phrase) ascends up 4 Octaves, then descends.
10	UpDwBOct1	The chord (or phrase) ascends up 1 Octave, then descends. (This is slightly different from type UpDwAOct1.)
11	UpDwBOct2	The chord (or phrase) ascends up 2 Octaves, then descends. (This is slightly different from type UpDwAOct2.)
12	UpDwBOct4	The chord (or phrase) ascends up 4 Octaves, then descends. (This is slightly different from type UpDwAOct4.)
13	RandmOct1	Plays up and down randomly over 1 Octave, based on the chord you play.
14	RandmOct2	Plays up and down randomly over 2 Octaves, based on the chord you play.
15	RandmOct4	Plays up and down randomly over 4 Octaves, based on the chord you play.
16	Techno-A	Typical techno sequence TYPE A. (Euro techno type.)
17	Techno-B	Typical techno sequence TYPE B. (UK type with Velocity.)
18	Techno-C	Typical techno sequence TYPE C. (Japan techno type.)
19	Techno-D	Typical techno sequence TYPE D. (German techno type.)
20	DAHouse	Backing sequence with House music feel. (Bass for left hand, Chord play for right hand.)
21	SyncopaA	Syncopation type sequence TYPE A.
22	SyncopaB	Syncopation type sequence TYPE B. (Octave moves considerably.)
23	SyncoEcho	Syncopated type echo.
24	TekkEchoA	Echo with moving filter A.
25	TekkEchoB	Echo with moving filter B.
26	PulseLine	Sequence mixed with bass line and sequence line.
27	BassLineA	Arpeggio phrase TYPE A for bass.
28	BassLineB	Arpeggio phrase TYPE B for bass. (With Velocity.)
29	BassLineC	Arpeggio phrase TYPE C for bass.
30	BassLineD	Arpeggio phrase TYPE D for bass.

# Effect Type List

VARIATION EFFECT		Wet: Dry	3-BAND EQUALIZER	
1	Chorus 1	D63>W ~ D=W ~ D<W63	3-Band EQ	
2	Chorus 2	D63>W ~ D=W ~ D<W63	DELAY EFFECT	
3	Flanger	D63>W ~ D=W ~ D<W63	1	Delay L,C,R
4	Symphonic	D63>W ~ D=W ~ D<W63	2	Delay L,R
5	Phaser	D63>W ~ D=W ~ D<W63	3	Echo
6	Auto PAN	D63>W ~ D=W ~ D<W63	4	Cross Delay
7	Rotary Sp.	D63>W ~ D=W ~ D<W63	5	Tempo Delay
8	Pitch Change	D63>W ~ D=W ~ D<W63	REVERB EFFECT	
9	Aural Exc	Dry (1-63), Wet (64-127)	1	Hall1
10	Comp	Dry (1-63), Wet (64-127)	2	Hall2
11	Wah	D63>W ~ D=W ~ D<W63	3	Hall3
12	Distortion	Dry (1-63), Both (64), Wet (65-127)	4	Room1
13	Over Drive	Dry (1-63), Both (64), Wet (65-127)	5	Room2
14	Amp Sim.	Dry (1-63), Both (64), Wet (65-127)	6	Stage1
			7	Stage2
			8	Plate

## Effect Parameter List

### Variation Effect

#### CHORUS1, 2

No.	Parameter	Display	Ctrl Matrix	Value	Table
1	Mod Freq	0.00-41.70Hz	Common	0-159	table#1
2	PM Depth	0-100		0-100	
3	AM Type	off-RndHrd		0-15	table#4
4	Dly Offset	0-50.0ms		0-500	
elm	Dry:Wet	D63>W ~ D=W ~ D<W63	Scene	1-127	

#### FLANGER1

No.	Parameter	Display	Ctrl Matrix	Value	Table
1	Mod Freq	0.00-41.70Hz	Common	0-159	table#1
2	Mod Depth	0-100		0-100	
3	Dly Offset	0-15.5ms		0-155	
4	FB Level	-99-+99		0-198	
elm	Dry:Wet	D63>W ~ D=W ~ D<W63	Scene	1-127	

#### SYMPHONIC

No.	Parameter	Display	Ctrl Matrix	Value	Table
1	Mod Freq	0.00-41.70Hz	Common	0-159	table#1
2	Mod Depth	0-100		0-100	
3	Dly Offset	0-45.0ms		0-450	
elm	Dry:Wet	D63>W ~ D=W ~ D<W63	Scene	1-127	

#### PHASER

No.	Parameter	Display	Ctrl Matrix	Value	Table
1	Mod Freq	0.00-41.70Hz	Common	0-159	table#1
2	Mod Depth	0-100		0-100	
3	Phase Shift Offset	0-100		0-100	
4	FB Level	-99-+99		0-198	
5	Stage	4, 6, 8		0-2	
6	Diffusion	stereo, mono		0-1	
elm	Dry:Wet	D63>W ~ D=W ~ D<W63	Scene	1-127	

#### AUTO PAN

No.	Parameter	Display	Ctrl Matrix	Value	Table
1	Speed	0.00-41.70Hz	Common	0-159	table#1
2	L/R Depth	0-100		0-100	
3	F/R Depth	0-100		0-100	
4	PAN Direction	L->R, L<-R, L<->R, Lturn, Rturn		0-4	
elm	Dry:Wet	D63>W ~ D=W ~ D<W63	Scene	1-127	

#### ROTARY SPEAKER

No.	Parameter	Display	Ctrl Matrix	Value	Table
1	Speed	0.00-41.70Hz	Common	0-159	table#1
2	Depth	0-100		0-100	
3	HPPF	Thru-8.0kHz		0-52	table#2
4	LPF	1.0k-Thru		34-60	table#2
elm	Dry:Wet	D63>W ~ D=W ~ D<W63	Scene	1-127	

### PITCH CHANGE

No.	Parameter	Display	Ctrl Matrix	Value	Table
1	Pitch	-24-+24	Common	0-48	
2	Fine 1	-50-+50		0-100	
3	Pan 1	L63-R63		1-127	
4	Fine 2	-50-+50		0-100	
5	Pan 2	L63-R63		1-127	
elm	Dry:Wet	D63>W ~ D=W ~ D<W63	Scene	1-127	

### AURAL EXCITER

No.	Parameter	Display	Ctrl Matrix	Value	Table
1	HPPF	500Hz-16.0kHz		28-58	
2	Drive	0-100	Comn	0-100	
3	Mix Level	0-100		0-100	
elm	Dry:Wet	dry(1), wet(127)	---		

\*Limit -63:dry(1), 64-:wet(127)

### COMPRESSOR

No.	Parameter	Display	Ctrl Matrix	Value	Table
1	Attack	1-40ms		0-19	table#5
2	Release	10-680ms		0-15	table#6
3	Threshold	-48-6dB	Comn	0-42	
4	Ratio	1.0-20.0		0-7	table#7
5	Out Level	0-100		0-100	
elm	Dry:Wet	dry(1), wet(127)	---		

\*Limit -63:dry(1), 64-:wet(127)

### WAH

No.	Parameter	Display	Ctrl Matrix	Value	Table
1	Sensitivity	0-100		0-100	
2	Cutoff Freq Offset	20Hz-14.0kHz	Comn	0-39	table#8
3	Resonance	1.0-10.0		0-90	
elm	Dry:Wet	D63>W ~ D=W ~ D<W63	Scene	1-127	

### DISTORTION, OVERDRIVE

No.	Parameter	Display	Ctrl Matrix	Value	Table
1	Drive	0-100	Comn	0-100	
2	Mid Freq	100Hz-10.0kHz		14-54	table#2
3	Mid Gain	-12-+12dB		52-76	
4	High Freq	500Hz-16.0kHz		28-58	table#2
5	High Gain	-12-+12dB		52-76	
6	Out Level	0-100		0-100	
elm	Dry:Wet	dry(1), both(64), wet(127)	---	1-127	

\*Limit -63:dry(1), 65-:wet(127)

### GUITAR AMP SIMULATOR

No.	Parameter	Display	Ctrl Matrix	Value	Table
1	Drive	0-100	Comn	0-100	
2	AMP Type	Off, Stack, Combo, Tube		0-3	
3	LPF	1.0k-Thru		34-60	table#2
4	Out Level	0-100		0-100	
elm	Dry:Wet	dry(1), both(64), wet(127)	---	1-127	

\*Limit -63:dry(1), 65-:wet(127)

### 3-BAND EQ

No.	Parameter	Display	Ctrl Matrix	Value	Table
1	Low Freq	32Hz~2.0kHz		4-40	table#2
2	Low Gain	-12~+12dB		52-76	
3	Mid Freq	100Hz~10.0kHz		14-54	table#2
4	Mid Gain	-12~+12dB		52-76	
5	Mid Reso	1.0~12.0		10-120	
6	High Freq	500Hz~16.0kHz		28-58	table#2
7	High Gain	-12~+12dB		52-76	

### DELAY EFFECT

#### DELAY L,C,R

No.	Parameter	Display	Ctrl Matrix	Value	Table
1	Lch Dly	0.1~660.0ms		0-6599	
2	Rch Dly	0.1~660.0ms		0-6599	
3	Cch Dly	0.1~660.0ms		0-6599	
4	Cch Level	0~100		0-100	
5	FB Level	-99~+99		0-198	
6	HPF	Thru~8.0kHz		0-52	table#2
7	LPF	1.0k~Thru		34-60	table#2
	Return	0~127	Comn		

#### DELAY L,R

No.	Parameter	Display	Ctrl Matrix	Value	Table
1	Lch Dly	0.1~660.0ms		0-6599	
2	Rch Dly	0.1~660.0ms		0-6599	
3	FB Dly 1	0.1~660.0ms		0-6599	
4	FB Dly 2	0.1~660.0ms		0-6599	
5	FB Level	-99~+99		0-198	
6	HPF	Thru~8.0kHz		0-52	table#2
7	LPF	1.0k~Thru		34-60	table#2
	Return	0~127	Comn		

### ECHO

No.	Parameter	Display	Ctrl Matrix	Value	Table
1	Lch Dly	0.1~330.0ms		0-3299	
2	Lch FB Level	-99~+99		0-198	
3	Rch Dly	0.1~330.0ms		0-3299	
4	Rch FB Level	-99~+99		0-198	
5	HPF	Thru~8.0kHz		0-52	table#2
6	LPF	1.0k~Thru		34-60	table#2
	Return	0~127	Comn		

### CROSS DELAY

No.	Parameter	Display	Ctrl Matrix	Value	Table
1	L->R Dly	0.1~330.0ms		0-3299	
2	L->R FB Level	-99~+99		0-198	
3	R->L Dly	0.1~330.0ms		0-3299	
4	R->L FB Level	-99~+99		0-198	
5	Input Select	L,R,L&R		0-2	
6	HPF	Thru~8.0kHz		0-52	table#2
7	LPF	1.0k~Thru		34-60	table#2
	Return	0~127	Comn		

### TEMPO DELAY

No.	Parameter	Display	Ctrl Matrix	Value	Table
1	Reference Dly	specified: 1/2, 3/8, 1/4, 3/16, 1/6, 1/8, 3/32, 1/12, 1/16, 1/24, 1/32			
2	Lch Diffusion	-20 - 20%		44-84	
3	Rch Diffusion	-20 - 20%		44-84	
4	FB Level	-99~+99		0-198	
5	HPF	Thru~8.0kHz		0-52	table#2
6	LPF	1.0k~Thru		34-60	table#2
	Return	0~127	Comn		

### REVERB EFFECT

#### HALL1, HALL2, HALL3, ROOM1, ROOM2, STAGE1, STAGE2, PLATE

No.	Parameter	Display	Ctrl Matrix	Value	Table
1	Reverb Time	0.3~30.0s		0-69	table#3
2	High Damp	0.1~1.5		0-14	
3	Diffusion	0~10		0-10	
4	Initial Dly	0.1~100.0ms *		0-999	
5	Er:Rev	E63>R - E=R ~ E<R63		1-127	
6	HPF	Thru~8.0kHz		0-52	table#2
7	LPF	1.0k~Thru		34-60	table#2
	Return	0~127	Comn		

\* This Dly can be set 0.1 ~ 80ms when HALL1, 2 or 3 is selected.

# Effect Parameter Tables

**Table#1**  
LFO Frequency

Data	Value	Data	Value	Data	Value
0	0	64	5.39	128	20.85
1	0.08	65	5.47	129	21.52
2	0.17	66	5.56	130	22.2
3	0.25	67	5.64	131	22.87
4	0.34	68	5.72	132	23.54
5	0.42	69	5.81	133	24.21
6	0.51	70	5.89	134	24.89
7	0.59	71	5.98	135	25.56
8	0.67	72	6.06	136	26.23
9	0.76	73	6.15	137	26.9
10	0.84	74	6.23	138	27.58
11	0.93	75	6.31	139	28.25
12	1.01	76	6.4	140	28.92
13	1.09	77	6.48	141	29.59
14	1.18	78	6.57	142	30.27
15	1.26	79	6.65	143	30.94
16	1.35	80	6.74	144	31.61
17	1.43	81	6.82	145	32.28
18	1.52	82	6.9	146	32.96
19	1.6	83	6.99	147	33.63
20	1.68	84	7.07	148	34.3
21	1.77	85	7.16	149	34.97
22	1.85	86	7.24	150	35.65
23	1.94	87	7.32	151	36.32
24	2.02	88	7.41	152	36.99
25	2.1	89	7.49	153	37.67
26	2.19	90	7.58	154	38.34
27	2.27	91	7.66	155	39.01
28	2.36	92	7.75	156	39.68
29	2.44	93	7.83	157	40.36
30	2.53	94	7.91	158	41.03
31	2.61	95	8	159	41.7
32	2.69	96	8.08		
33	2.78	97	8.17		
34	2.86	98	8.25		
35	2.95	99	8.33		
36	3.03	100	8.42		
37	3.12	101	8.5		
38	3.2	102	8.59		
39	3.28	103	8.67		
40	3.37	104	8.76		
41	3.45	105	8.84		
42	3.54	106	8.92		
43	3.62	107	9.01		
44	3.7	108	9.09		
45	3.79	109	9.18		
46	3.87	110	9.26		
47	3.96	111	9.35		
48	4.04	112	9.43		
49	4.13	113	9.51		
50	4.21	114	9.59		
51	4.29	115	9.67		
52	4.38	116	9.75		
53	4.46	117	9.83		
54	4.55	118	9.91		
55	4.63	119	9.99		
56	4.71	120	10.07		
57	4.8	121	10.15		
58	4.88	122	10.23		
59	4.97	123	10.31		
60	5.05	124	10.39		
61	5.14	125	10.47		
62	5.22	126	10.55		
63	5.3	127	10.63		

**Table#2**  
EQ Frequency

Data	Value
0	THRU(20)
1	22
2	25
3	28
4	32
5	36
6	40
7	45
8	50
9	56
10	63
11	70
12	80
13	90
14	100
15	110
16	125
17	140
18	160
19	180
20	200
21	225
22	250
23	280
24	315
25	355
26	400
27	450
28	500
29	560
30	630
31	700
32	800
33	900
34	1.0k
35	1.1k
36	1.2k
37	1.4k
38	1.6k
39	1.8k
40	2.0k
41	2.2k
42	2.5k
43	2.8k
44	3.2k
45	3.6k
46	4.0k
47	4.5k
48	5.0k
49	5.6k
50	6.3k
51	7.0k
52	8.0k
53	9.0k
54	10.0k
55	11.0k
56	12.0k
57	14.0k
58	16.0k
59	18.0k
60	THRU(20.0k)

**Table#3**  
Reverb time

Data	Value
0	0.3
1	0.4
2	0.5
3	0.6
4	0.7
5	0.8
6	0.9
7	1.0
8	1.1
9	1.2
10	1.3
11	1.4
12	1.5
13	1.6
14	1.7
15	1.8
16	1.9
17	2.0
18	2.1
19	2.2
20	2.3
21	2.4
22	2.5
23	2.6
24	2.7
25	2.8
26	2.9
27	3.0
28	3.1
29	3.2
30	3.3
31	3.4
32	3.5
33	3.6
34	3.7
35	3.8
36	3.9
37	4.0
38	4.1
39	4.2
40	4.3
41	4.4
42	4.5
43	4.6
44	4.7
45	4.8
46	4.9
47	5.0
48	5.5
49	6.0
50	6.5
51	7.0
52	7.5
53	8.0
54	8.5
55	9.0
56	9.5
57	10.0
58	11.0
59	12.0
60	13.0
61	14.0
62	15.0
63	16.0
64	17.0
65	18.0
66	19.0
67	20.0
68	25.0
69	30.0

**Table#4**  
AM Type  
(Chorus)

Data	Value
0	off
1	1xSft
2	1xMid
3	1xHrd
4	2xSft
5	2xMid
6	2xHrd
7	4xSft
8	4xMid
9	4xHrd
10	8xSft
11	8xMid
12	8xHrd
13	RdSft
14	RdMid
15	RdHrd

**Table#5**  
Compressor  
Attack Time

Data	Value
0	1
1	2
2	3
3	4
4	5
5	6
6	7
7	8
8	9
9	10
10	12
11	14
12	16
13	18
14	20
15	23
16	26
17	30
18	35
19	40

**Table#6**  
Compressor  
Release Time

Data	Value
0	10
1	15
2	25
3	35
4	45
5	55
6	65
7	75
8	85
9	100
10	115
11	140
12	170
13	230
14	340
15	680

**Table#7**  
Compressor  
Ratio

Data	Value
0	1.0
1	1.5
2	2.0
3	3.0
4	5.0
5	7.0
6	10.0
7	20.0

**Table#8**  
Wah Cutoff  
Freq.

Data	Value
0	20
1	32
2	45
3	63
4	80
5	100
6	125
7	160
8	200
9	250
10	280
11	315
12	350
13	400
14	500
15	560
16	630
17	700
18	800
19	1.0k
20	1.2k
21	1.4k
22	1.6k
23	1.8k
24	2.0k
25	2.2k
26	2.5k
27	2.8k
28	3.2k
29	3.6k
30	4.0k
31	5.0k
32	5.6k
33	6.3k
34	7.0k
35	8.0k
36	9.0k
37	10.0k
38	12.0k
39	14.0k



# Common Control Matrix

Parameter Name		Ctrl Matrix : Param	Ctrl Matrix : Calc	Ctrl Matrix : Source					
Group	Param Name	Data Value	Multiply or Add	CC AT	Data Range	Vel KeyRnd	Data Range	KeyTrk	Data Range
---	off	0	---	---		---		---	
	ComnVolume	1	add	0	(-64) - (+63)	0	(-64) - (+63)	0	(-64) - (+63)
	Comn Pan	2	add	0	(-64) - (+63)	0	(-64) - (+63)	0	(-64) - (+63)
	Vari Param	3	add	0	(-64) - (+63)	0	(-64) - (+63)	0	(-64) - (+63)
	Dly Return	4	add	0	(-64) - (+63)	0	(-64) - (+63)	0	(-64) - (+63)
	Rev Return	5	add	0	(-64) - (+63)	0	(-64) - (+63)	0	(-64) - (+63)

## Control Change Modes

CC	MODE1	MODE2
1	MODULATION	MODULATION
2		
3		SCENE SELECT
4	FOOT CONTROLLER	FOOT CONTROLLER
5	PORTAMENTO TIME	PORTAMENTO TIME
6	DATA ENTRY MSB	DATA ENTRY MSB
7	MAIN VOLUME	MAIN VOLUME
8		LAYER MODE
9		POLYMONO MODE
10	PANPOT	PANPOT
11	EXPRESSION	EXPRESSION
12	RIBBON Z CONTROLLER	RIBBON Z CONTROLLER
13	RIBBON X CONTROLLER	RIBBON X CONTROLLER
14		LFO RESET MODE
15		LFO1 WAVE
16		LFO1 SPEED
17		LFO2 SPEED
18		VCO1 PITCH MOD DEPTH
19		VCF FILTER MOD DEPTH
20		LFO1 DELAY
21		VCO1 PITCH COARSE TUNE
22		VCO SYNC PITCH
23		VCO SYNC PITCH DEPTH
24		VCO SYNC PITCH SOURCE
25		PEG DEPTH
26		PEG SWITCH
27		PEG DECAY
28		PEG SUSTAIN LEVEL
29		PEG RELEASE
30		VCF CUTOFF KBD TRACK
31		AMP EG SUSTAIN LEVEL
32		
33		VCO ALGORITHM
34		VCO SYNC PITCH MOD SW
35		FM DEPTH
36		FM SOURCE1
37		FM SOURCE2
38	DATA ENTRY LSB	DATA ENTRY LSB
39		MIXER NOISE LEVEL
40		
41		
42		
43		
44		
45		
46		
47		
48		
49		
50		VCO1 WAVE TYPE
51		VCO2 WAVE TYPE
52		VCO2 PITCH COARSE TUNE
53		VCO2 PITCH FINE TUNE
54		VCO2 EDGE
55		VCO2 PULSE WIDTH
56		VCO2 PWM DEPTH
57		VCO2 PITCH MOD DEPTH
58		VCF HPF CUTOFF
59		VCF FILTER TYPE
60		FILTER EG VELOCITY SENS
61		AMP EG VELOCITY SENS
62		VCA VOLUME
63		VCA FEEDBACK LEVEL
64	SUSTAIN SWITCH	SUSTAIN SWITCH
65	PORTAMENTO SWITCH	PORTAMENTO SWITCH
66		
67		
68		MIXER VCO1 LEVEL
69		MIXER VCO2 LEVEL
70		RING MODULATOR LEVEL
71	HARMONIC CONTENT (VCF FILTER RESONANCE)	HARMONIC CONTENT (VCF FILTER RESONANCE)
72	RELEASE TIME (AMP EG RELEASE TIME)	RELEASE TIME (AMP EG RELEASE TIME)
73	ATTACK TIME (AMP EG ATTACK TIME)	ATTACK TIME (AMP EG ATTACK TIME)
74	BRIGHTNESS (VCF FILTER CUTOFF)	BRIGHTNESS (VCF FILTER CUTOFF)
75	DECAY TIME (AMP EG DECAY TIME)	DECAY TIME (AMP EG DECAY TIME)
76		VCO1 EDGE
77		VCO1 PITCH FINE TUNE
78		VCO1 PULSE WIDTH
79		VCO1 PWM DEPTH
80		VCA AMP MOD DEPTH
81		FILTER EG DEPTH
82		FILTER EG ATTACK
83		FILTER EG DECAY
84		
85		PORTAMENTO MODE
86		VCO1 PWM SOURCE
87		VCO2 PWM SOURCE
88		
89		
90		ARPEGGIO/STEP SEQ SW
91	REVERB DEPTH	REVERB DEPTH
92		
93	CHORUS (VARIATION) DEPTH	CHORUS (VARIATION) DEPTH
94	DELAY DEPTH	DELAY DEPTH
95		
96	DATA ENTRY INC	DATA ENTRY INC
97	DATA ENTRY DEC	DATA ENTRY DEC
00..95	ASSIGNABLE CONTROLLER	ASSIGNABLE CONTROLLER

## Free EG Track Parameter List

Param (LCD)	Param (LCD)
off	FM Source1
VCF Type	FM Source2
VCF Cutoff	LFO1 Wave
Resonance	LFO1 Speed
FEG Depth	LFO1 Delay
FEG Attack	LFO2 Speed
FEG Decay	Scene Tune
FEG Sustin	PEG Decay
FEG Releas	PEG Depth
VCF Mod Dp	PEG Sw
FEG VelSns	Port Time
VCF KeyTrk	VCO1 Wave
HPF Cutoff	VCO1 Pitch
AEG Attack	VCO1 Fine
AEG Decay	VCO1 Edge
AEG Sustin	VCO1 PW
AEG Releas	VCO1PWM Dp
VCA Mod Dp	VCO1PWMSrc
AEG VelSns	VCO1PmodDp
VCA Feedbk	VCO2 Wave
VCA Volume	VCO2 Pitch
VCO1 Level	VCO2 Fine
VCO2 Level	VCO2 Edge
Ring Mod	VCO2 PW
NoiseLevel	VCO2PWM Dp
Algorithm	VCO2PWMSrc
Sync Pitch	VCO2PmodDp
SyncPit Dp	VarEF D:W
SyncPitSrc	Pitch Up
SyncPmodSw	Pitch Down
FM Depth	

# Control Matrix List And Free EG Track Parameter List

Parameter Name		Ctrl Matrix : Param	Ctrl Matrix : Calc	Ctrl Matrix : Source						Free EG : Trk Param
Group	Param Name	Data Value	Multiply or Add *1	CC AT	Data Range	Vel KeyRnd	Data Range	KeyTrk	Data Range	Data Value
---	off	0	---	---		---		---		0
---	Scene Tune	1	add	x		O	(-64) - (+63)	x		
	Pitch Up	2	add	O	(-24) - (+24)	x		x		
	Pitch Down	3	add	O	(-24) - (+24)	x		x		
PEG	PEG Decay	4	mul add *2	O	(-64) - (+63)	O	(-64) - (+63)	O	(-64) - (+63)	1
	PEG Depth	5	mul	O	(-64) - (+63)	O	(-64) - (+63)	O	(-64) - (+63)	2
	PEG Sw			x		x		x		3
	Port Time	6	add	O	(-64) - (+63)	O	(-64) - (+63)	O	(-64) - (+63)	4
LFO	LFO1 Wave			x		x		x		5
	LFO1 Speed	7	add	O	(-64) - (+63)	O	(-64) - (+63)	O	(-64) - (+63)	6
	LFO1 Delay	8	add	O	(-64) - (+63)	O	(-64) - (+63)	O	(-64) - (+63)	7
	LFO2 Speed	9	add	O	(-64) - (+63)	O	(-64) - (+63)	O	(-64) - (+63)	8
SYNC/FM	Algorithm			x		x		x		9
	Sync Pitch	10	add	O	(-64) - (+63)	O	(-64) - (+63)	O	(-32) - (+32)	10
	SyncPit Dp	11	mul	O	(-64) - (+63)	O	(-64) - (+63)	O	(-64) - (+63)	11
	SyncPitSrc			x		x		x		12
	SyncPmodSw			x		x		x		13
	FM Depth	12	mul	O	(-64) - (+63)	O	(-64) - (+63)	O	(-64) - (+63)	14
	FM Source1			x		x		x		15
	FM Source2			x		x		x		16
VCO1	VCO1 Wave			x		x		x		17
	VCO1 Pitch	13	add	x		x		O	(-64) - (+63)	18
	VCO1 Fine	14	add	x		x		O	(-64) - (+63)	19
	VCO1 Edge	15	add	O	(-64) - (+63)	O	(-64) - (+63)	O	(-64) - (+63)	20
	VCO1 PW	16	add	O	(-64) - (+63)	x		x		21
	VCO1PWM Dp	17	mul	O	(-64) - (+63)	O	(-64) - (+63)	O	(-64) - (+63)	22
	VCO1PWMSrc			x		x		x		23
	VCO1PmodDp	18	add	O	(-63) - (+63)	x		x		24
VCO2	VCO2 Wave			x		x		x		25
	VCO2 Pitch	19	add	x		x		O	(-64) - (+63)	26
	VCO2 Fine	20	add	x		x		O	(-64) - (+63)	27
	VCO2 Edge	21	add	O	(-64) - (+63)	O	(-64) - (+63)	O	(-64) - (+63)	28
	VCO2 PW	22	add	O	(-64) - (+63)	x		x		29
	VCO2PWM Dp	23	mul	O	(-64) - (+63)	O	(-64) - (+63)	O	(-64) - (+63)	30
	VCO2PWMSrc			x		x		x		31
	VCO2PmodDp	24	add	O	(-63) - (+63)	x		x		32
MIX	VCO1 Level	25	mul	O	(-64) - (+63)	O	(-64) - (+63)	O	(-64) - (+63)	33
	VCO2 Level	26	mul	O	(-64) - (+63)	O	(-64) - (+63)	O	(-64) - (+63)	34
	Ring Mod	27	mul	O	(-64) - (+63)	O	(-64) - (+63)	O	(-64) - (+63)	35
	NoiseLevel	28	mul	O	(-64) - (+63)	O	(-64) - (+63)	O	(-64) - (+63)	36
VCF	FEG Attack	29	add *2	O	(-64) - (+63)	O	(-64) - (+63)	O	(-64) - (+63)	37
	FEG Decay	30	add *2	O	(-64) - (+63)	O	(-64) - (+63)	O	(-64) - (+63)	38
	FEG Sustin	31	add	O	(-64) - (+63)	x		x		39
	FEG Releas	32	add *2	O	(-64) - (+63)	O	(-64) - (+63)	O	(-64) - (+63)	40
	HPF Cutoff	33	add	O	(-64) - (+63)	O	(-64) - (+63)	O	(-64) - (+63)	41
	VCF Type			x		x		x		42
	VCF Cutoff	34	add	O	(-64) - (+63)	O	(-64) - (+63)	(x)	VCF KeyTrk	43
	Resonance	35	add	O	(-64) - (+63)	O	(-64) - (+63)	O	(-64) - (+63)	44
	FEG Depth	36	mul	O	(-64) - (+63)	(Vel x) KeyRnd	FEG VelSns (-64) - (+63)	O	(-64) - (+63)	45
	FEG VelSns			x		x		x		46
	VCF KeyTrk			x		x		x		47
	VCF Mod Dp	37	add	O	(-64) - (+63)	x		x		48
VCA	AEG Attack	38	add *2	O	(-64) - (+63)	O	(-64) - (+63)	O	(-64) - (+63)	49
	AEG Decay	39	add *2	O	(-64) - (+63)	O	(-64) - (+63)	O	(-64) - (+63)	50
	AEG Sustin	40	add	O	(-64) - (+63)	x		x		51
	AEG Releas	41	add *2	O	(-64) - (+63)	O	(-64) - (+63)	O	(-64) - (+63)	52
	VCA Feedbk	42		O	(-64) - (+63)	x		x		53
	VCA Volume	43	mul	O	(-64) - (+63)	(Vel x) KeyRnd	AEG VelSns (-64) - (+63)	O	(-64) - (+63)	54
	AEG VelSns			x		x		x		55
	VCA Mod Dp	44	add	O	(-64) - (+63)	x		x		56
EF	VarEF D:W *3	45	add	O	(-64) - (+63)	O	(-64) - (+63)	O	(-64) - (+63)	---

\* 1. Adds or multiplies Control Matrix setting to Knob parameter settings. Also does so when the same parameter is selected for multiple Control Matrix settings.

\* 2. Adds the value calculated in "Rate" (positive setting makes the EG faster), while the value is calculated in "Time" for the Knob parameters.

\* 3. No effect for the Aural Exciter, Compressor, Distortion, Over Drive and Guitar Amp Simulator. However, Direct Control functions even for these effects.

# MIDI Data Format

Many MIDI messages listed in the MIDI Data Format section are expressed in hexadecimal or binary numbers. Hexadecimal numbers may include the letter "H" as a suffix. The letter "n" indicates a certain whole number. The chart below lists the corresponding decimal number for each hexadecimal/binary number.

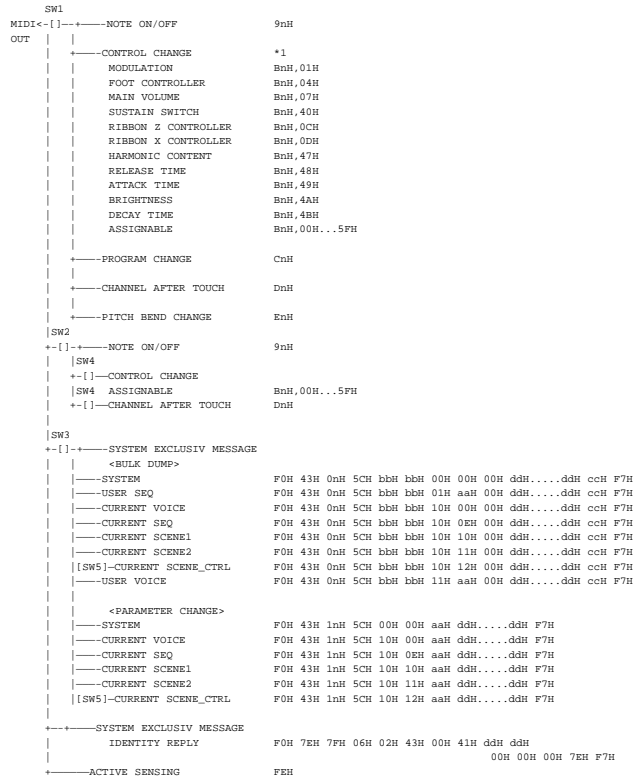
Decimal	Hexadecimal	Binary
0	00	0000 0000
1	01	0000 0001
2	02	0000 0010
3	03	0000 0011
4	04	0000 0100
5	05	0000 0101
6	06	0000 0110
7	07	0000 0111
8	08	0000 1000
9	09	0000 1001
10	0A	0000 1010
11	0B	0000 1011
12	0C	0000 1100
13	0D	0000 1101
14	0E	0000 1110
15	0F	0000 1111
16	10	0001 0000
17	11	0001 0001
18	12	0001 0010
19	13	0001 0011
20	14	0001 0100
21	15	0001 0101
22	16	0001 0110
23	17	0001 0111
24	18	0001 1000
25	19	0001 1001
26	1A	0001 1010
27	1B	0001 1011
28	1C	0001 1100
29	1D	0001 1101
30	1E	0001 1110
31	1F	0001 1111
32	20	0010 0000
33	21	0010 0001
34	22	0010 0010
35	23	0010 0011
36	24	0010 0100
37	25	0010 0101
38	26	0010 0110
39	27	0010 0111
40	28	0010 1000
41	29	0010 1001
42	2A	0010 1010
43	2B	0010 1011
44	2C	0010 1100
45	2D	0010 1101
46	2E	0010 1110
47	2F	0010 1111
48	30	0011 0000
49	31	0011 0001
50	32	0011 0010
51	33	0011 0011
52	34	0011 0100
53	35	0011 0101
54	36	0011 0110
55	37	0011 0111
56	38	0011 1000
57	39	0011 1001
58	3A	0011 1010
59	3B	0011 1011
60	3C	0011 1100
61	3D	0011 1101
62	3E	0011 1110
63	3F	0011 1111

## Additional Notes

- For example, 144 - 159(Decimal)/9nH/1001 0000 - 1001 1111(Binary) indicate the note-on messages for the channels 1 through 16 respectively. 176 - 191/BnH/1011 0000 - 1011 1111 indicate the control change messages for the channels 1 through 16 respectively. 192 - 207/CnH/1100 0000 - 1100 1111 indicate the program change messages for the channels 1 through 16 respectively. 240/FOH/1111 0000 is positioned at the beginning of data to indicate a system exclusive message. 247/F7H/1111 0111 is positioned at the end of the system exclusive message.
- aaH(Hexadecimal)/0aaaaa(Binary) indicates the data addresses. The data address consists of High, Mid and Low.
- bbH/0bbbbb indicates byte counts.
- ccH/0cccccc indicates tcheck sums.
- ddH/0ddddd indicates data/value.

## Synthesizer Section

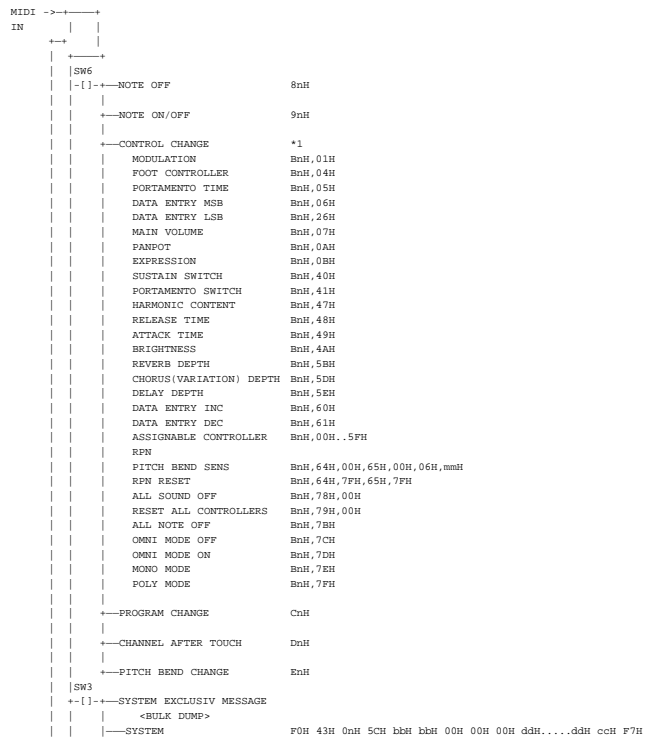
### (1) TRANSMIT FLOW



- SW1 [ ] MIDI Transmit Channel  
Depends on Keyboard Transmit Channel Set in System Data
- SW2 [ ] MIDI Transmit Channel (ARPEGGIO/STEP SEQ)  
Depends on Arpeggio/Step SEQ Transmit Channel in System Data
- SW3 [ ] MIDI Device Number  
If Device Number=all, then transmit Device Number=1
- SW4 [ ] ARPEGGIO/STEP SEQ SELECT  
Available only when Step Sequencer is selected.
- SW5 [ ] SCENE SELECT  
Available only when Scene Select is set to "Scene Control".

\*1 If Control Change Mode is "mode2", then additional Control Change numbers are transmitted. (See (3-1-6).)

### (2) RECEIVE FLOW



```

| | |---USER SEQ          F0H 43H 0nH 5CH bBH bBH 01H aAH 00H dDH....dDH cCH F7H
| | |---CURRENT VOICE    F0H 43H 0nH 5CH bBH bBH 10H 00H 00H dDH....dDH cCH F7H
| | |---CURRENT SEQ      F0H 43H 0nH 5CH bBH bBH 10H 0EH 00H dDH....dDH cCH F7H
| | |---CURRENT SCENE1   F0H 43H 0nH 5CH bBH bBH 10H 10H 00H dDH....dDH cCH F7H
| | |---CURRENT SCENE2   F0H 43H 0nH 5CH bBH bBH 10H 11H 00H dDH....dDH cCH F7H
| | |[SWS]---CURRENT_SCENE_CTRL F0H 43H 0nH 5CH bBH bBH 10H 12H 00H dDH....dDH cCH F7H
| | |---USER VOICE       F0H 43H 0nH 5CH bBH bBH 11H aAH 00H dDH....dDH cCH F7H
| | |
| | |<PARAMETER CHANGE>
| | |---DX1 MASTER TUNING F0H 43H 1nH 04H 40H dDH F7H
| | |---SYSTEM            F0H 43H 1nH 5CH 00H 00H aAH dDH....dDH F7H
| | |---CURRENT VOICE     F0H 43H 1nH 5CH 10H 00H aAH dDH....dDH F7H
| | |---CURRENT VOICE_SEQ F0H 43H 1nH 5CH 10H 0EH aAH dDH....dDH F7H
| | |---CURRENT SCENE1    F0H 43H 1nH 5CH 10H 10H aAH dDH....dDH F7H
| | |---CURRENT SCENE2    F0H 43H 1nH 5CH 10H 11H aAH dDH....dDH F7H
| | |[SWS]---CURRENT_SCENE_CTRL F0H 43H 1nH 5CH 10H 12H aAH dDH....dDH F7H
| | |
| | |<BULK DUMP REQUEST>
| | |---SYSTEM            F0H 43H 2nH 5CH 00H 00H 00H F7H
| | |---CURRENT VOICE     F0H 43H 2nH 5CH 10H 00H 00H F7H
| | |---CURRENT VOICE_SEQ F0H 43H 2nH 5CH 10H 0EH 00H F7H
| | |---CURRENT SCENE1    F0H 43H 2nH 5CH 10H 10H 00H F7H
| | |---CURRENT SCENE2    F0H 43H 2nH 5CH 10H 11H 00H F7H
| | |[SWS]---CURRENT_SCENE_CTRL F0H 43H 2nH 5CH 10H 12H 00H F7H
| | |---USER VOICE       F0H 43H 2nH 5CH 11H aAH 00H F7H
| | |
| | |---SYSTEM EXCLUSIV MESSAGE
| | |MIDI MASTER VOLUME   F0H 7FH 7FH 04H 01H 11H mMH F7H
| | |IDENTITY REQUEST     F0H 7EH 0nH 06H 01H F7H
| | |
| | |---SYSTEM EXCLUSIV MESSAGE
| | |TEST ENTRY           F0H 43H 10H 18H 5AH 00H F7H
| | |LCD HARD COPY        F0H 43H 10H 18H 5AH 01H F7H
| | |
| | |---TIMING CLOCK      F8H
| | |---ACTIVE SENSING    FEH

```

- SW3 [] MIDI Device Number
- SW4 [] ARPEGGIO/STEP SEQ SELECT  
Available only when Step Sequencer is selected.
- SW5 [] SCENE SELECT  
Available only when Scene Select is set to "Scene Control".
- SW6 [] MIDI Receive Channel  
Depends on Receive Channel set in System Data.

\*1 If Control Change Mode is "mode2", then additional Control Change numbers are received. (See (3-1-6).)

### (3) TRANSMIT/RECEIVE DATA

#### (3-1) CHANNEL VOICE MESSAGES

##### (3-1-1) NOTE OFF

```

STATUS          100nmmn(8nH)    n = 0 ~ 15; MIDI RECEIVE CHANNEL
NOTE NUMBER     0kkkkkkk        k = 0(C-2)-127(G8)
VELOCITY        0vvvvvvv        ignores "v"

```

Reception only.

##### (3-1-2) NOTE ON/OFF

```

STATUS          100lmmn(9nH)    n = 0 ~ 15; MIDI TRANSMIT/RECEIVE CHANNEL
NOTE NUMBER     0kkkkkkk        k = 0(C-2)-127(G8); when receiving
                                   k = 36(Cl)-96(C6); when transmitting
                                   k = 0(C-2)-127(G8); selectable when transposed
VELOCITY        0vvvvvvv        (v=0) NOTE ON
                                   (v=0) NOTE OFF
00000000

```

##### (3-1-3) PROGRAM CHANGE

```

STATUS          1100nmmn(CnH)   n = 0 ~ 15; MIDI TRANSMIT/RECEIVE CHANNEL
PROGRAM NUMBER  0ppppppp        p = 0 ~ 127

```

##### (3-1-4) CHANNEL AFTER TOUCH

```

STATUS          110lmmn(DnH)    n = 0 ~ 15; MIDI TRANSMIT/RECEIVE CHANNEL
VALUE           0vvvvvvv        v = 0 ~ 127 AFTER TOUCH VALUE

```

##### (3-1-5) PITCH BEND CHANGE

```

STATUS          1110nmmn(EnH)   n = 0 ~ 15; MIDI TRANSMIT/RECEIVE CHANNEL
LSB             0vvvvvvv        PITCH BEND CHANGE LSB
MSB             0vvvvvvv        PITCH BEND CHANGE MSB

```

Transmitted with a resolution of 7 bits.

##### (3-1-6) CONTROL CHANGE

```

STATUS          101lmmn(BnH)    n = 0 ~ 15; MIDI TRANSMIT/RECEIVE CHANNEL
CONTROL NUMBER  0ccccccc        c = CONTROL NUMBER
CONTROL VALUE   0vvvvvvv        v = DATA VALUE

```

```

* TRANSMITTED CONTROL NUMBERS
c = 1  MODULATION           ; v = 0 - 127      *1
c = 4  FOOT CONTROLLER      ; v = 0 - 127      *1
c = 7  MAIN VOLUME          ; v = 0 - 127      *1
c = 12 RIBBON Z CONTROLLER  ; v = 0 - 127      *1
c = 13 RIBBON X CONTROLLER  ; v = 0-64 : 64:0 - 127:+63 *1
c = 64 SUSTAIN SWITCH       ; v = 0-63:OFF, 64-127:ON *1
c = 71 HARMONIC CONTENT     ; v = 0 - 127
c = 72 RELEASE TIME         ; v = 0 - 127
c = 73 ATTACK TIME          ; v = 0 - 127
c = 74 BRIGHTNESS           ; v = 0 - 127
c = 75 DECAY TIME           ; v = 0 - 127
c = 00..95 ASSIGNABLE CONT ; v = 0 - 127

```

```

* RECEIVED CONTROL NUMBER
c = 1  MODULATION           ; v = 0 - 127
c = 4  FOOT CONTROLLER      ; v = 0 - 127      *1
c = 5  PORTAMENTO TIME       ; v = 0 - 127
c = 6  DATA ENTRY MSB      ; v = 0 - 127      *2
c = 38 DATA ENTRY LSB      ; v = 0 - 127      *2
c = 7  MAIN VOLUME          ; v = 0 - 127
c = 10 EXPRESSION           ; v = 0 - 127
c = 12 RIBBON Z CONTROLLER  ; v = 0 - 127
c = 13 RIBBON X CONTROLLER  ; v = 0-64 : 64:0 - 127:+63 *1
c = 64 SUSTAIN SWITCH       ; v = 0-63:OFF, 64-127:ON
c = 65 PORTAMENTO SWITCH    ; v = 0-63:OFF, 64-127:ON
c = 71 HARMONIC CONTENT     ; v = 0 - 127

```

```

(VCF FILTER RESONANCE)
c = 72 RELEASE TIME         ; v = 0 - 127
      (AMP EG RELEASE TIME)
c = 73 ATTACK TIME         ; v = 0 - 127
      (AMP EG ATTACK TIME)
c = 74 BRIGHTNESS          ; v = 0 - 127
      (VCF FILTER CUTOFF)
c = 75 DECAY TIME           ; v = 0 - 127
c = 91 REVERB DEPTH         ; v = 0 - 127
c = 93 CHORUS(VARIATION) DEPTH ; v = 0 - 127
c = 94 DELAY DEPTH          ; v = 0 - 127
c = 96 DATA ENTRY INC      ; v = 127      *2
c = 97 DATA ENTRY DEC      ; v = 127      *2
c = 00..95 ASSIGNABLE CONTROLLER ; v = 0 - 127

```

\*1 Preset CONTROL CHANGE NUMBER at the factory. Can be changed.  
\*2 Used only when assigning the parameter with RPN numbers.

In addition, the following CONTROL NUMBERS will be transmitted/received when Control Change Mode 2 is selected. (These are unique to the AN1x and therefore not in accordance with the MIDI 1.0 standard.)

```

c = 3  SCENE SELECT         ; v = 0 - 127
c = 8  LAYER MODE           ; v = 0 - 127
c = 9  POLY/MONO MODE       ; v = 0 - 127
c = 14 LFO RESET MODE       ; v = 0 - 127
c = 15 LF01 WAVE            ; v = 0 - 127
c = 16 LF01 SPEED           ; v = 0 - 127
c = 17 LF02 SPEED           ; v = 0 - 127
c = 18 VCO1 PITCH MOD DEPTH ; v = 0 - 127
c = 19 VCF FILTER MOD DEPTH ; v = 0 - 127
c = 20 LF01 DELAY           ; v = 0 - 127
c = 21 VCO1 PITCH COARSE TUNE ; v = 0 - 127
c = 22 VCO SYNC PITCH       ; v = 0 - 127
c = 23 VCO SYNC PITCH DEPTH ; v = 0 - 127
c = 24 VCO SYNC PITCH SOURCE ; v = 0 - 127
c = 25 PEG DEPTH            ; v = 0 - 127
c = 26 PEG SWITCH           ; v = 0 - 127
c = 27 PEG DECAY            ; v = 0 - 127
c = 28 PEG SUSTAIN LEVEL     ; v = 0 - 127
c = 29 PEG RELEASE          ; v = 0 - 127
c = 30 VCF CUTOFF KBD TRACK ; v = 0 - 127
c = 31 AMP EG SUSTAIN LEVEL  ; v = 0 - 127
c = 33 VCO ALGORITHM        ; v = 0 - 127
c = 34 VCO SYNC PITCH MOD SW ; v = 0 - 127
c = 35 FM DEPTH             ; v = 0 - 127
c = 36 FM SOURCE1           ; v = 0 - 127
c = 37 FM SOURCE2           ; v = 0 - 127
c = 39 MIXER NOISE LEVEL     ; v = 0 - 127
c = 50 VCO1 WAVE TYPE        ; v = 0 - 127
c = 51 VCO2 WAVE TYPE        ; v = 0 - 127
c = 52 VCO2 PITCH COARSE TUNE ; v = 0 - 127
c = 53 VCO2 PITCH FINE TUNE  ; v = 0 - 127
c = 54 VCO2 EDGE            ; v = 0 - 127
c = 55 VCO2 PULSE WIDTH      ; v = 0 - 127
c = 56 VCO2 PWM DEPTH        ; v = 0 - 127
c = 57 VCO2 PITCH MOD DEPTH  ; v = 0 - 127
c = 58 VCF HPF CUTOFF        ; v = 0 - 127
c = 59 VCF FILTER TYPE       ; v = 0 - 127
c = 60 FILTER EG VELOCITY SENS ; v = 0 - 127
c = 61 AMP EG VELOCITY SENS  ; v = 0 - 127
c = 62 VCA VOLUME           ; v = 0 - 127
c = 63 VCA FREQ BACK LEVEL   ; v = 0 - 127
c = 68 MIXER VCO1 LEVEL      ; v = 0 - 127
c = 69 MIXER VCO2 LEVEL      ; v = 0 - 127
c = 70 RING MODULATOR LEVEL ; v = 0 - 127
c = 76 VCO1 EDGE            ; v = 0 - 127
c = 77 VCO1 PITCH FINE TUNE  ; v = 0 - 127
c = 78 VCO1 PULSE WIDTH      ; v = 0 - 127
c = 79 VCO1 PWM DEPTH        ; v = 0 - 127
c = 80 VCA AMP MOD DEPTH     ; v = 0 - 127
c = 81 FILTER EG DEPTH       ; v = 0 - 127
c = 82 FILTER EG ATTACK      ; v = 0 - 127
c = 83 FILTER EG DECAY       ; v = 0 - 127
c = 85 PORTAMENTO MODE       ; v = 0 - 127
c = 86 VCO1 PWM SOURCE       ; v = 0 - 127
c = 87 VCO2 PWM SOURCE       ; v = 0 - 127
c = 90 ARPEGGIO/STEP SEQ SW ; v = 0 - 127

```

MODULATION is used to control vibrato depth.

PORTAMENTO TIME sets the time it takes for the pitch to reach the next note played when PORTAMENTO SWITCH (CONTROL #65) is set to on. 0 is the minimum time and 127 is the maximum.

PANPOT position relatively changes according to the preset value for each voice.

REVERB DEPTH controls reverb send level.  
CHORUS DEPTH overwrites the Dry: Wet value of the Variation Effect directly for each voice.  
DELAY DEPTH controls delay send level.

HARMONIC CONTENT adjusts the resonance preset for each voice. Setting a value adds to or subtracts from the center value 64 since it is an offset parameter. Higher values produce more resonance. The effective range may be narrower than the range you can designate depending on the selected voice.

RELEASE TIME adjusts the envelop release time preset for each voice. Setting a value adds to or subtracts from the center value 64 since it is an offset parameter.

ATTACK TIME adjusts the envelop attack time preset for each voice. Setting a value adds to or subtracts from the center value 64 since it is an offset parameter.

BRIGHTNESS adjusts the cutoff frequency preset for each voice. Setting a value adds to or subtracts from the center value 64 since it is an offset parameter. Lower values produce a warmer sound. The effective range may be narrower than the range you can designate depending on the selected voice.

#### (3-2) CHANNEL MODE MESSAGES

```

STATUS          101lmmn(BnH)    n = 0 ~ 15 ; MIDI RECEIVE CHANNEL
CONTROL NUMBER  0ccccccc        c = CONTROL NUMBER
CONTROL VALUE   0vvvvvvv        v = DATA VALUE

```

(3-2-1) ALL SOUND OFF (CONTROL NUMBER = 78H , DATA VALUE = 0)

All the sounds currently played including the channel messages such as note-on and hold-on in a certain channel are canceled when receiving this message.

(3-2-2) RESET ALL CONTROLLERS (CONTROL NUMBER = 79H , DATA VALUE = 0)

Resets the values set for the following controllers.

```

PITCH BEND CHANGE          0 (Center)
AFTER TOUCH                0 (Minimum)
MODULATION                  0 (Minimum)
EXPRESSION                  127 (Maximum)
SUSTAIN SWITCH              0 (Off)

```

RPN	Not assigned; no change
PORTAMENTO SWITCH	0 (Off)
FOOT CONTROLLER	0 (Minimum)
RIBBON X CONTROLLER	64 (No effect)
RIBBON Z CONTROLLER	0 (Minimum)
VOLUME	127 (Maximum)
PAN	64 (No effect)
REVERB DEPTH	127 (Maximum)
CHORUS (VARIATION) DEPTH	No change
DELAY DEPTH	127 (Maximum)

(3-2-3) ALL NOTE OFF (CONTROL NUMBER = 7BH , DATA VALUE = 0)

All the notes currently set to on in a certain channel are muted when receiving this message. However, if Hold 1 or Sustain is on, notes will continue sounding until these are turned off.

(3-2-4) OMNI MODE OFF (CONTROL NUMBER = 7CH , DATA VALUE = 0)

Performs the same function as when receiving ALL NOTES OFF.

(3-2-5) OMNI MODE ON (CONTROL NUMBER = 7DH , DATA VALUE = 0)

Performs the same function as when receiving ALL NOTES OFF. Not to change to OMNI ON.

(3-2-6) MONO (CONTROL NUMBER = 7EH , DATA VALUE = 0)

Performs the same function as when receiving ALL SOUNDS OFF. If the 3rd byte (mono) is within 0 through 16, the channel will be Mode4 (m = 1).

(3-2-7) POLY (CONTROL NUMBER = 7FH , DATA VALUE = 0)

Performs the same function as when receiving ALL SOUNDS OFF. The channel will be Mode3.

### (3-3) REGISTERED PARAMETER NUMBER

STATUS	1011nnnn(BnH)	n = 0 ~ 15; MIDI RECEIVE CHANNEL
LSB	01100100(64H)	
RPN LSB	0ppppppp	p = RPN LSB(See chart below)
MSB	01100101(65H)	
RPN MSB	0qqqqqqq	q = RPN MSB(See chart below)
DATA ENTRY MSB	00000110(06H)	
DATA VALUE	0mmmmmmmm	m = Data Value
DATA ENTRY LSB	00100110(26H)	
DATA VALUE	01111111	l = Data Value

First, designate the parameter using RPN MSB/LSB numbers. Then, set its value with data entry MSB/LSB.

RPN	D. ENTRY	PARAMETER NAME	DATA RANGE
LSB MSB MSB LSB			
00H 00H mmH ---		PITCH BEND SENSITIVITY	00H ~ 18H (0 ~ 24 semitones)
7FH 7FH --- ---		RPN RESET	Cancels RPN numbers The internal value is not affected.

## (3-4) SYSTEM REAL TIME MESSAGES

### (3-4-1) ACTIVE SENSING

STATUS 11111110 (F8H)

Transmitted every 260 msec.

Once this code is received, the AN1x starts sensing. When no status data is received for over approximately 360 ms, MIDI receiving buffer will be cleared, and the sounds currently played and the sustain switch are forcibly turned off. In this case, each control data will be reset to a certain value.

### (3-4-2) TIMING CLOCK(Receive only)

STATUS 11111000 (F8H)

Selects whether the tempo clock of the Arpeggiator, Step Sequencer and FreeEG is controlled by internal clock or the timing clock of an external device via MIDI.

## (3-5) SYSTEM EXCLUSIVE MESSAGE

### (3-5-1) UNIVERSAL NON REALTIME MESSAGE

#### (3-5-1-1) IDENTITY REQUEST (Receive only)

F0H 7EH 0nH 06H 01H F7H

#### (3-5-1-2) IDENTITY REPLY (Transmit only)

F0H 7EH 7FH 06H 02H 43H 00H 41H ddH ddH 00H 00H 00H vvH F7H  
dd:Device Number Code@AN1x: 1A 02  
vv:TG Support Level AN1x: 7E

### (3-5-2) UNIVERSAL REALTIME MESSAGE

#### (3-5-2-1) MIDI MASTER VOLUME

F0H 7FH 7FH 04H 01H 11H mmH F7H

Sets the MASTER VOLUME value.  
The value "mm" is used to set the master volume (the value "11" will be ignored).

### (3-5-3) PARAMETER CHANGE

#### (3-5-3-1) DX1 MASTER TUNING

F0H 43H 1nH 04H 40H ddH F7H

When AN1x receives the DX1 compatible format, MASTER TUNE in the System Data will be changed.  
The value "dd" is used to set the master tuning.

dd = -64(00H) ~ 0(40H) ~ +63(7FH)

#### (3-5-3-2) PARAMETER CHANGE

11110000	F0	Exclusive status
01000011	43	YAMAHA ID
00010000	1n	device Number
01011100	5C	Model ID
0aaaaaaa	aaaaaaa	Address High
0aaaaaaa	aaaaaaa	Address Mid
0aaaaaaa	aaaaaaa	Address Low
0ddddd	ddddd	Data

11110111 F7 End of Exclusive

For parameters with data size of 2, transmit the appropriate number of data bytes.  
See MIDI Data Table for Address and Byte Count.

The following six types of data are transmitted/received.

System Data  
Current Voice Common Data  
Current Voice Scene1 Data  
Current Voice Scene2 Data  
Current Voice Scene Ctrl Data  
Current Step SEQ Data

### (3-5-4) BULK DUMP

11110000	F0	Exclusive status
01000011	43	YAMAHA ID
00010000	0n	device Number
01011100	5C	Model ID
0bbbbbbb	bbbbbbb	ByteCount
0bbbbbbb	bbbbbbb	ByteCount
0aaaaaaa	aaaaaaa	Address High
0aaaaaaa	aaaaaaa	Address Mid
0aaaaaaa	aaaaaaa	Address Low
00000000	00	Data
0ccccccc	ccccccc	Check-sum
11110111	F7	End of Exclusive

See MIDI Data Table for Address and Byte Count.

The Check sum is the value that results in a value of 0 for the lower 7 bits when the Byte Count, Start Address, Data and Check sum itself are added.

The following eight types of data are transmitted/received.

System Data  
Current Voice Common Data  
Current Voice Scene1 Data  
Current Voice Scene2 Data  
Current Voice Scene Ctrl Data  
Current Step SEQ Data  
User Voice Data  
User Step SEQ Data

### (3-5-5) DUMP REQUEST

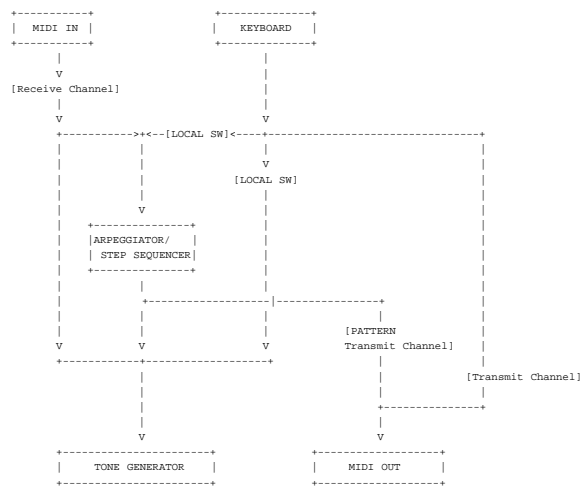
11110000	F0	Exclusive status
01000011	43	YAMAHA ID
00100000	2n	device Number
01011100	5C	Model ID
0aaaaaaa	aaaaaaa	Address High
0aaaaaaa	aaaaaaa	Address Mid
0aaaaaaa	aaaaaaa	Address Low
11110111	F7	End of Exclusive

See MIDI Data Table for Address and Byte Count.

The following eight types of data are received.

System Data  
Current Voice Common Data  
Current Voice Scene1 Data  
Current Voice Scene2 Data  
Current Voice Scene Ctrl Data  
Current Step SEQ Data  
User Voice Data  
User Step SEQ Data

## (4) CONFIGURATION OF KEYBOARD, ARPEGGIATOR AND TONE GENERATOR



The tone generator will respond to both note data received via MIDI and the data generated by the AN1x such as note data and control data.

ALL SOUNDS OFF clears all the sounds in the specific channel played by both the keyboard and the data via MIDI.

### MIDI Data Table <1-1>

Parameter Base Address	Address	Description
Parameter Change	(H) (M) (L)	
SYSTEM	00 00 00	System
USER PATTERN	01 00 00	User Pattern 1 (only Bulk Dump)
	:	
	01 7F 00	User Pattern 128 (only Bulk Dump)
CURRENT VOICE	10 00 00	Current Voice Common Buffer
	10 10 00	Current Voice Scene 1 Buffer
	10 11 00	Current Voice Scene 2 Buffer

CURRENT PATTERN	10 12 00	00	Current Voice Scene Ctrl Buffer
USER VOICE	11 00 00	00	User Pattern Buffer
	11 00 00	00	Use Voice 1 (only Bulk Dump)
	11 7F 00	00	User Voice 128 (only Bulk Dump)

### MIDI Data Table <1-2>

#### MIDI Parameter Change Table (System)

Address (H)	Size (H)	Data (H)	Parameter Name	Description	Default value(H)
00 00 00	2	00A...	356 Master tune	-100.0(OAA)...+100.0 cent(356)	200(+0)
02	1	1C...	.64 Keyboard Transpose	-36(1C)...+36(64)	04(+0)
03	1	00...	normal Keyboard Velocity Curve	normal(0),soft1(1),soft2(2), easy(3),wide(4),hard(5)	04(wide)
04	1	00...	7F Keyboard Fixed Velocity	off(0),1...127	00(off)
05	1	00...	04 Effect Bypass	off(0),rev(1),dly(2),revdly(3), all(4)	00(off)
06	1	00...	7F Keyboard Transmit Channel	1(0)...16(0F),off(7F)	00(1)
07	1	00...	7F Arpeggio/Step Seq Transmit Channel	1(0)...16(0F),off(7F)	00(1)
08	1	00...	7F Receive Channel1	1(0)...16(0F),off(7F)	00(1)
09	1	00...	7F Receive Channel2	1(0)...16(0F),off(7F)	00(1)
0a	1	00...	11 Midi Device Number	1(0)...16(0F),all(10),off(11)	10(all)
0b	1	00...	01 Midi Local	off(0),on(1)	01(on)
0c	1	00...	60 Scene Ctrl Number	off(0),1...95,AT(60)	01(1)
0d	1	00...	60 MW Ctrl Number	off(0),1...95,AT(60)	01(1)
0e	1	00...	60 FV Ctrl Number	off(0),1...95,AT(60)	07(7)
0f	1	00...	60 FC Ctrl Number	off(0),1...95,AT(60)	04(4)
10	1	00...	60 FS Ctrl Number	off(0),1...95,AT(60)	40(64)
11	1	00...	60 Ribbon X Ctrl Number	off(0),1...95,AT(60)	0d(13)
12	1	00...	60 Ribbon Z Ctrl Number	off(0),1...95,AT(60)	0c(12)
13	1	00...	62 Assignable Knob 1 Number	off(0),1...95,AT(60), Data Entry(61),Tempo(62)	28(41)
14	1	00...	62 Assignable Knob 2 Number	off(0),1...95,AT(60), Data Entry(61),Tempo(62)	29(42)
15	1	00...	62 Assignable Knob 3 Number	off(0),1...95,AT(60), Data Entry(61),Tempo(62)	2a(43)
16	1	00...	62 Assignable Knob 4 Number	off(0),1...95,AT(60), Data Entry(61),Tempo(62)	2b(44)
17	1	00...	62 Assignable Knob 5 Number	off(0),1...95,AT(60), Data Entry(61),Tempo(62)	2c(45)
18	1	00...	62 Assignable Knob 6 Number	off(0),1...95,AT(60), Data Entry(61),Tempo(62)	2d(46)
19	1	00...	62 Assignable Knob 7 Number	off(0),1...95,AT(60), Data Entry(61),Tempo(62)	2e(47)
1a	1	00...	62 Assignable Knob 8 Number	off(0),1...95,AT(60), Data Entry(61),Tempo(62)	2f(48)
1b	1	00...	00 reserved	0...0	00

Total size 1C

### MIDI Data Table <1-3>

#### MIDI Parameter Change Table (Current Voice Common Buffer)

Address (H)	Size (H)	Data (H)	Parameter Name	Description	Default value(H)
10 00 00	1	20...	7F Voice Name 1	Ascii Code	n
01	1	20...	7F Voice Name 2	Ascii Code	i
02	1	20...	7F Voice Name 3	Ascii Code	i
03	1	20...	7F Voice Name 4	Ascii Code	t
04	1	20...	7F Voice Name 5	Ascii Code	N
05	1	20...	7F Voice Name 6	Ascii Code	o
06	1	20...	7F Voice Name 7	Ascii Code	r
07	1	20...	7F Voice Name 8	Ascii Code	m
08	1	20...	7F Voice Name 9	Ascii Code	a
09	1	20...	7F Voice Name 10	Ascii Code	l
0a	1	00...	16 Voice Category	-.Pf...Sg	-
0b	1	01...	03 Common Scene Select	Scene1(1),Scene2(2), Scene Ctrl(3)	1(scene1)
0c	1	00...	05 Layer Mode	single(0),unison(1),dual(2), dual-unison(3),split(4), split-unison(5)	00(single)
0d	1	00...	02 Layer Pan	off(0),alternate(1),random(2)	00(off)
0e	1	00...	32 Layer Separation	0...32	00
0f	1	00...	32 Unison Detune	0...32	06
10	2	27...	F0 Common Tempo	mid(27),40(28)...240(F0)	8C(140)
11	1	00...	7F Common Split Point	C-2(0)...G8(7F)	3C(3)
12	1	00...	01 Common Portamento Switch	off(0)...on(1)	00(off)
14	1	00...	72 Common Ctrl Matrix Source1	off(0)...Assign Knob(72)	*1 00
15	1	00...	05 Common Ctrl Matrix Param 1	off(0)...Rev Return(5)	*1 00
16	1	00...	7F Common Ctrl Matrix Depth 1	-64...+63	*1 40(+0)
17	1	00...	72 Common Ctrl Matrix Source2	off(0)...Assign Knob(72)	*1 00
18	1	00...	05 Common Ctrl Matrix Param 2	off(0)...Rev Return(5)	*1 00
19	1	00...	7F Common Ctrl Matrix Depth 2	-64...+63	*1 40(+0)

1a	1	00...	0D Vari-Ef Type	See Effect Type List	00(=Chorus 1)
1b	1	00...	00 reserved	00	00
1c	2	00...	7F Vari-Ef Param 1 MSB	See Effect Parameter List	Depends On Vari-Ef Type
			LSB	See Effect Parameter List	Depends On Vari-Ef Type
1e	2	00...	7F Vari-Ef Param 2 MSB	See Effect Parameter List	Depends On Vari-Ef Type
			LSB	See Effect Parameter List	Depends On Vari-Ef Type
20	2	00...	7F Vari-Ef Param 3 MSB	See Effect Parameter List	Depends On Vari-Ef Type
			LSB	See Effect Parameter List	Depends On Vari-Ef Type
22	2	00...	7F Vari-Ef Param 4 MSB	See Effect Parameter List	Depends On Vari-Ef Type
			LSB	See Effect Parameter List	Depends On Vari-Ef Type
24	2	00...	7F Vari-Ef Param 5 MSB	See Effect Parameter List	Depends On Vari-Ef Type
			LSB	See Effect Parameter List	Depends On Vari-Ef Type
26	2	00...	7F Vari-Ef Param 6 MSB	See Effect Parameter List	Depends On Vari-Ef Type
			LSB	See Effect Parameter List	Depends On Vari-Ef Type
28	1	04...	28 3-Band EQ Low Freq	32Hz(04)...2.0kHz(28)	11(140Hz)
29	1	34...	4C 3-Band EQ Low Gain	12dB(34)...0.40...+12dB(4C)	40(+0dB)
2a	1	0E...	36 3-Band EQ Mid Freq	100Hz(0E)...10.0kHz(36)	28(2.0kHz)
2b	1	34...	4C 3-Band EQ Mid Gain	-12dB(34)...0.40...+12dB(4C)	40(+0dB)
2c	1	0A...	78 3-Band EQ Mid Resonance	1.0(0A)...12.0(78)	0A(1.0)
2d	1	34...	4C 3-Band EQ High Freq	500Hz(1C)...16.0kHz(38)	38(8.0kHz)
2e	1	34...	4C 3-Band EQ High Gain	-12dB(34)...0.40...+12dB(4C)	40(+0dB)
2f	1	00...	01 Dly-Rev Connection	ser1(0),para(1)	00(ser1)
30	1	00...	0D Dly-Ef Type	See Effect Type List	00(=Delay L,C,R)
31	1	00...	00 Dly-Ef Return	0...127	00
32	2	00...	7F Dly-Ef Param 1 MSB	See Effect Parameter List	Depends On Dly-Ef Type
			LSB	See Effect Parameter List	Depends On Dly-Ef Type
34	2	00...	7F Dly-Ef Param 2 MSB	See Effect Parameter List	Depends On Dly-Ef Type
			LSB	See Effect Parameter List	Depends On Dly-Ef Type
36	2	00...	7F Dly-Ef Param 3 MSB	See Effect Parameter List	Depends On Dly-Ef Type
			LSB	See Effect Parameter List	Depends On Dly-Ef Type
38	2	00...	7F Dly-Ef Param 4 MSB	See Effect Parameter List	Depends On Dly-Ef Type
			LSB	See Effect Parameter List	Depends On Dly-Ef Type
3a	2	00...	7F Dly-Ef Param 5 MSB	See Effect Parameter List	Depends On Dly-Ef Type
			LSB	See Effect Parameter List	Depends On Dly-Ef Type
3c	2	00...	7F Dly-Ef Param 6 MSB	See Effect Parameter List	Depends On Dly-Ef Type
			LSB	See Effect Parameter List	Depends On Dly-Ef Type

3e2	00...	7F	Dly-Ef Param 7 MSB	See Effect Parameter List	Depends On Dly-Ef Type
			LSB	See Effect Parameter List	Depends On Dly-Ef Type
40	1	00...	0D Rev-Ef Type	See Effect Type List	00(=Hall 1)
41	1	00...	00 Rev-Ef Return	0...127	00
42	2	00...	7F Rev-Ef Param 1 MSB	See Effect Parameter List	Depends On Rev-Ef Type
			LSB	See Effect Parameter List	Depends On Rev-Ef Type
44	2	00...	7F Rev-Ef Param 2 MSB	See Effect Parameter List	Depends On Rev-Ef Type
			LSB	See Effect Parameter List	Depends On Rev-Ef Type
46	2	00...	7F Rev-Ef Param 3 MSB	See Effect Parameter List	Depends On Rev-Ef Type
			LSB	See Effect Parameter List	Depends On Rev-Ef Type
48	2	00...	7F Rev-Ef Param 4 MSB	See Effect Parameter List	Depends On Rev-Ef Type
			LSB	See Effect Parameter List	Depends On Rev-Ef Type
4a	2	00...	7F Rev-Ef Param 5 MSB	See Effect Parameter List	Depends On Rev-Ef Type
			LSB	See Effect Parameter List	Depends On Rev-Ef Type
4c	2	00...	7F Rev-Ef Param 6 MSB	See Effect Parameter List	Depends On Rev-Ef Type
			LSB	See Effect Parameter List	Depends On Rev-Ef Type
4e	2	00...	7F Rev-Ef Param 7 MSB	See Effect Parameter List	Depends On Rev-Ef Type
			LSB	See Effect Parameter List	Depends On Rev-Ef Type

50	1	00...	01 Arpeggio/Step Seq on/off	off(0),on(1)	00(off)
51	1	00...	01 Arpeggio/Step Seq Select	Arpeggio(0),Step Seq(1)	00(Arpeggio)
52	1	00...	1D Arpeggio Type/ Step Seq Ptn No	UpDwnl(0)...BassLineD(1D)	*2 00(UpDwnl)
			00...7F	Chl:Usr00(1)...Usr128(7F)	*3
53	1	00...	01 Arpeggio/Step Seq Kbd Mode	chord(0),chordnormal(1), normal(0),note-shift(normal(1), ptn-sel&norm(2), pt-sel&note-shift(3))	*4 00(chord)
			00...03		*5
54	1	00...	01 Arpeggio/Step Hold	off(0),on(1)	00(off)
			00...02	off(0),mode(1),mode2(2)	*7
55	1	00...	02 Arpeggio/Step Seq Scene Sw	Scene1(1),Scene2(2),both(3)	03(both)
56	1	00...	09 Arpeggio Subdivide	3/8(0)...1/32(9)	08(1/16)
57	1	32...	53 Play Effect Swing	50%(32)...83%(53)	*8 32(50%)
58	2	00...	C8 Play Effect Velocity	realtime(0),1/1(1)...200%(C8)	64(100%)
59	2	01...	C8 Play Effect Gate Time	1/1(1)...200%(C8)	*8 64(100%)
5c	1	00...	02 Free EG Trigger	free(0),keyboard&midi(1),all(2)	01(kbd&midi)
5d	1	00...	04 Free EG Loop Type	off(0),fw(1),fw-half(2), alternate(3),alternate-half(4)	04(Alt-half)
5e	1	02...	60 Free EG Length	1/2bar(2),1bar(3),3/2bar(4), 2bar(5),3bar(6),4bar(7),6bar(8), 8bar(9),1.0sec(0A)...8.0sec(50) ...16.0sec(60)	28(4.0sec)
5f	1	00...	7F Free EG Keyboard Track	-64...+63	40(+0)
60	1	00...	38 Free EG Trk Param 1	off(0)...VCA Mod Depth(38)	*9 00(off)
61	1	00...	0F Free EG Trk Scene Switch 1	off(0),Scene1(1),Scene2(2),both(3)	00(off)
			00...38	bit2..3=track sw's back up	
62	1	00...	38 Free EG Trk Param 2	off(0)...VCA Mod Depth(38)	*9 00(off)
63	1	00...	0F Free EG Trk Scene Switch 2	off(0),Scene1(1),Scene2(2),both(3)	00(off)
			00...38	bit2..3=track sw's back up	
64	1	00...	38 Free EG Trk Param 3	off(0)...VCA Mod Depth(38)	*9 00(off)
65	1	00...	0F Free EG Trk Scene Switch 3	off(0),Scene1(1),Scene2(2),both(3)	00(off)
			00...38	bit2..3=track sw's back up	
66	1	00...	38 Free EG Trk Param 4	off(0)...VCA Mod Depth(38)	*9 00(off)
67	1	00...	0F Free EG Trk Scene Switch 4	off(0),Scene1(1),Scene2(2),both(3)	00(off)
			00...01	bit2..3=track sw's back up	
00 68	2	00...	01 Free EG Trk1 Data1 MSB	0...127	*10 01
			LSB	0...127	*10 00
00 6a	2	00...	01 Free EG Trk1 Data2 MSB	0...127	*10 01
			LSB	0...127	*10 00
00 6c	2	00...	01 Free EG Trk1 Data192 MSB	0...127	*10 01
			LSB	0...127	*10 00
00 6d	2	00...	01 Free EG Trk2 Data1 MSB	0...127	*10 01
			LSB	0...127	*10 00
00 6e	2	00...	01 Free EG Trk2 Data2 MSB	0...127	*10 01
			LSB	0...127	*10 00
00 6f	2	00...	01 Free EG Trk2 Data192 MSB	0...127	*10 01
			LSB	0...127	*10 00
00 70	2	00...	01 Free EG Trk3 Data1 MSB	0...127	*10 01
			LSB	0...127	*10 00
00 72	2	00...	01 Free EG Trk3 Data2 MSB	0...127	*10 01
			LSB	0...127	*10 00
00 74	2	00...	01 Free EG Trk4 Data1 MSB	0...127	*10 01
			LSB	0...127	*10 00
00 76	2	00...	01 Free EG Trk4 Data2 MSB	0...127	*10 01
			LSB	0...127	*10 00
00 78	2	00...	01 Free EG Trk4 Data192 MSB	0...127	*10 01
			LSB	0...127	*10 00

TOTAL SIZE 668

- \*1: see other table (Ctrl Matrix Parameter List)
- \*2: see other table (Arpeggio Type List)
- \*3: become available only when Step Seq is selected and Kbd Mode = 'ptn-sel&norm' or 'ptn-sel&note-shift'
- \*4: only when Arpeggio is selected
- \*5: only when Step Seq is selected
- \*6: except \*7
- \*7: only when Step Seq is selected and Kbd Mode = 'ptn-sel&norm' or 'ptn-sel&note-shift'
- \*8: become available only when Step Seq is selected
- \*9: see other table (Free EG Track Parameter List)
- \*10: only Bulk Dump (not transmitted and received as parameter change)

### MIDI Data Table <1-4>

#### MIDI Parameter Change Table (Current Voice Scene Buffer)

Address (H)	Size (H)	Data (H)	Parameter Name	Description	Default Value(H)
10 1S	00	10 00 02	Poly Mode	poly(0),mono(1),legato(2)	00(poly)
01	1	2c...	54 Pitch Up (PB Range +)	-24(2C)...+24(54)	42(+2)
02	1	2c...	54 Pitch Down (PB Range -)	-24(2C)...+24(54)	3E(-2)
03	1	00...	7F PEG Decay	-64...+63	40(+0)
04	1	00...	7F PEG Depth	-64...+63 semitones	40(+0)
05	1	01...	03 PEG Switch	VCO1(1),VCO2(2),both(3)	03(both)
06	1	00...	01 Portamento Mode	normal(0),sustain-key(1) fmul-time(0),fingerd(1)	*1 00(normal)
07					

10	1	00...7F	Sync Pitch	-64...+63	40(+0)
11	1	00...7F	Sync Pitch Depth	-64...+63	40(+0)
12	1	00...04	Sync Pitch Source	fixed(0),FEG(1),FEG(2),LFO1(3), LFO2(4)	00(fixed)
13	1	01...03	Sync Pitch Mod Switch	master(1),slave(2),both(3)	03(both)
14	1	00...7F	FM Depth	-64...+63	40(+0)
15	1	00...04	FM Source 1	fixed(0),FEG(1),FEG(2),LFO1(3), LFO2(4)	00(fixed)
16	1	00...06	FM Source 2	VCO2(0),VCO1(1),VCO1-sub(2), FEG(3),FEG(4),LFO1(5),LFO2(6)	00(VCO2)
17	1	00...03	VCO1 Wave	saw(0),pulse(1),saw2(2),mix(3) *4	00(saw)
		00...04	VCO1 Wave	saw(0),pulse(1),inner1(2), *5 inner2(3),inner3(4)	40(+0)
18	1	00...7F	VCO1 Pitch Coarse	-64...+63 semitone	40(+0)
19	1	0E...72	VCO1 Pitch Fine	-50...+50 cent	40(+0)
1a	1	00...7F	VCO1 Edge	0...127	64(100)
1b	1	00...7F	VCO1 Pulse Width	0%(0)...50%(40)...99%(7F)	40(50%)
1c	1	01...7F	VCO1 PWM Depth	-64...+63	40(+0)
1d	1	00...06	VCO1 PWM Source	fixed(0),FEG(1),FEG(2), LFO1(3),LFO2(4),LFO2-phase(5), LFO2-fast(6)	00(fixed)
2e	2	01...FF	VCO1 Pitch Mod Depth	-127...+127	80(+0)
10	1	00...03	VCO2 Wave	saw(0),pulse(1),saw2(2),mix(3)	00(saw)
21	1	00...7F	VCO2 Pitch Coarse	-64...+63 semitone	40(+0)
22	1	0E...72	VCO2 Pitch Fine	-50(0E)...+50 cent(72)	40(+0)
23	1	00...7F	VCO2 Edge	0...127	127
24	1	00...7F	VCO2 Pulse Width	0%(0)...50%(40)...99%(7F)	40(50%)
25	1	00...7F	VCO2 PWM Depth	-64...+63	40(+0)
26	1	00...06	VCO2 PWM Source	fixed(0),FEG(1),FEG(2), LFO1(3),LFO2(4),LFO2-phase(5), LFO2-fast(6)	00(fixed)
27	2	01...FF	VCO2 Pitch Mod Depth	-127...+127	80(+0)
29	1	00...7F	Mixer VCO1 Level	0...127	7F
2a	1	00...7F	Mixer VCO2 Level	0...127	00
2b	1	00...7F	Mixer Ring Mod Level	0...127	00
2c	1	00...7F	Mixer Noise Level	0...127	00
2d	1	00...7F	FilterEG Attack Time	0...127	00
2e	1	00...7F	FilterEG Decay Time	0...127	40
2f	1	00...7F	FilterEG Sustain Level	0...127	7F
30	1	00...7F	FilterEG Release Time	0...127	55(85)
31	1	00...7F	VCF HPF Cutoff Freq	0...127	00
32	1	00...05	VCF Filter Type	LFP-24dB(0),LFP-18dB(1), LPP-12dB(2),BPF(3),HPF-12dB(4), BEF(5)	00(LFP-24dB)
33	1	00...7F	VCF Filter Cutoff	0...127	64(100)
34	1	0D...7F	VCF Filter Resonance	-12(D0)...0(19)...+102(7F)	19(+0)
35	2	00...FF	FilterEG Depth	-128...+127	A0(+32)
37	1	00...7F	FilterEG Velocity Sens	-64...+63	40(+0)
38	1	20...7F	VCF Keyboard Track	-32...+63	40(+0)
39	1	00...7F	VCF Filter Mod Depth	-64...+63	40(+0)
3a	1	00...7F	AmpEG Attack Time	0...127	00
3b	1	00...7F	AmpEG Decay Time	0...127	40
3c	1	00...7F	AmpEG Sustain Level	0...127	7F
3d	1	00...7F	AmpEG Release Time	0...127	24(36)
3e	1	00...7F	VCA Feedback Level	0...127	00
3f	1	00...7F	VCA Volume	0...127	69(105)
40	1	00...7F	AmpEG Velocity Sens	-64...+63	40(+0)
41	1	00...7F	VCA Amp Mod Depth	-64...+63	40(+0)
42	1	01...7F	Vari-Ef Dry:Wet	D63W(1)...D6W(40)...D6w3(7F) *6 dry(0-3F),wet(40-7F) *7 dry(0-3F),both(40),wet(41-7F) *8	01(D63+W)
43	1	00...00	Reserve	0...0	00
44	1	00...72	Ctrl Matrix Source1	off(0)...Assign Knob(72) *9	00
45	1	00...24	Ctrl Matrix Param 1	off(0)...Vari-Ef Dry:Wet(24) *9	00
46	1	00...7F	Ctrl Matrix Depth 1	Depends on Ctrl Matrix Param *9	40(+0)
47	1	00...72	Ctrl Matrix Source2	off(0)...Assign Knob(72) *9	00
48	1	00...24	Ctrl Matrix Param 2	off(0)...Vari-Ef Dry:Wet(24) *9	00
49	1	00...7F	Ctrl Matrix Depth 2	Depends on Ctrl Matrix Param *9	40(+0)
4a	1	00...72	Ctrl Matrix Source3	off(0)...Assign Knob(72) *9	00
4b	1	00...24	Ctrl Matrix Param 3	off(0)...Vari-Ef Dry:Wet(24) *9	00
4c	1	00...7F	Ctrl Matrix Depth 3	Depends on Ctrl Matrix Param *9	40(+0)
4d	1	00...72	Ctrl Matrix Source4	off(0)...Assign Knob(72) *9	00
4e	1	00...24	Ctrl Matrix Param 4	off(0)...Vari-Ef Dry:Wet(24) *9	00
4f	1	00...7F	Ctrl Matrix Depth 4	Depends on Ctrl Matrix Param *9	40(+0)
50	1	00...72	Ctrl Matrix Source5	off(0)...Assign Knob(72) *9	00
51	1	00...24	Ctrl Matrix Param 5	off(0)...Vari-Ef Dry:Wet(24) *9	00
52	1	00...7F	Ctrl Matrix Depth 5	Depends on Ctrl Matrix Param *9	40(+0)
53	1	00...72	Ctrl Matrix Source6	off(0)...Assign Knob(72) *9	00
54	1	00...24	Ctrl Matrix Param 6	off(0)...Vari-Ef Dry:Wet(24) *9	00
55	1	00...7F	Ctrl Matrix Depth 6	Depends on Ctrl Matrix Param *9	40(+0)
56	1	00...72	Ctrl Matrix Source7	off(0)...Assign Knob(72) *9	00
57	1	00...24	Ctrl Matrix Param 7	off(0)...Vari-Ef Dry:Wet(24) *9	00
58	1	00...7F	Ctrl Matrix Depth 7	Depends on Ctrl Matrix Param *9	40(+0)
59	1	00...72	Ctrl Matrix Source8	off(0)...Assign Knob(72) *9	00
5a	1	00...24	Ctrl Matrix Param 8	off(0)...Vari-Ef Dry:Wet(24) *9	00
5b	1	00...7F	Ctrl Matrix Depth 8	Depends on Ctrl Matrix Param *9	40(+0)
5c	1	00...72	Ctrl Matrix Source9	off(0)...Assign Knob(72) *9	00
5d	1	00...24	Ctrl Matrix Param 9	off(0)...Vari-Ef Dry:Wet(24) *9	00
5e	1	00...7F	Ctrl Matrix Depth 9	Depends on Ctrl Matrix Param *9	40(+0)
5f	1	00...72	Ctrl Matrix Source10	off(0)...Assign Knob(72) *9	00
60	1	00...24	Ctrl Matrix Param 10	off(0)...Vari-Ef Dry:Wet(24) *9	00
61	1	00...7F	Ctrl Matrix Depth 10	Depends on Ctrl Matrix Param *9	40(+0)
62	1	00...72	Ctrl Matrix Source11	off(0)...Assign Knob(72) *9	00
63	1	00...24	Ctrl Matrix Param 11	off(0)...Vari-Ef Dry:Wet(24) *9	00
64	1	00...7F	Ctrl Matrix Depth 11	Depends on Ctrl Matrix Param *9	40(+0)
65	1	00...72	Ctrl Matrix Source12	off(0)...Assign Knob(72) *9	00
66	1	00...24	Ctrl Matrix Param 12	off(0)...Vari-Ef Dry:Wet(24) *9	00
67	1	00...7F	Ctrl Matrix Depth 12	Depends on Ctrl Matrix Param *9	40(+0)
68	1	00...72	Ctrl Matrix Source13	off(0)...Assign Knob(72) *9	00
69	1	00...24	Ctrl Matrix Param 13	off(0)...Vari-Ef Dry:Wet(24) *9	00
6a	1	00...7F	Ctrl Matrix Depth 13	Depends on Ctrl Matrix Param *9	40(+0)
6b	1	00...72	Ctrl Matrix Source14	off(0)...Assign Knob(72) *9	00
6c	1	00...24	Ctrl Matrix Param 14	off(0)...Vari-Ef Dry:Wet(24) *9	00
6d	1	00...7F	Ctrl Matrix Depth 14	Depends on Ctrl Matrix Param *9	40(+0)
6e	1	00...72	Ctrl Matrix Source15	off(0)...Assign Knob(72) *9	00
6f	1	00...24	Ctrl Matrix Param 15	off(0)...Vari-Ef Dry:Wet(24) *9	00
70	1	00...7F	Ctrl Matrix Depth 15	Depends on Ctrl Matrix Param *9	40(+0)
71	1	00...72	Ctrl Matrix Source16	off(0)...Assign Knob(72) *9	00
72	1	00...24	Ctrl Matrix Param 16	off(0)...Vari-Ef Dry:Wet(24) *9	00
73	1	00...7F	Ctrl Matrix Depth 16	Depends on Ctrl Matrix Param *9	40(+0)

Total size 74 : Scene 1, 2 Edit Buffer  
Total size 44 : Scene Ctrl Buffer

S=0 : Scene 1 Edit Buffer

1 : Scene 2 Edit Buffer

2 : Scene Ctrl Buffer (\* effective only when Scene Ctrl is active)

\*1 : Poly Mode = poly  
\*2 : Poly Mode = mono/legato  
\*3 : see other table (LFO1 Wave Type List)

\*4 : Oscillator Sync = off  
\*5 : Oscillator Sync = on  
\*6 : Vari-Ef Type = except \*7,\*8  
\*7 : Vari-Ef Type = Anal Exciter, Compressor  
\*8 : Vari-Ef Type = Distortion, Over Drive, Amp.Simulator  
\*9 : see other table (Ctrl Matrix Paramter List) and not exist in scene-ctrl buffer

## MIDI Data Table <1-5>

### MIDI Parameter Change Table ( Current Step SEQ Buffer)

Address (H)	Size (H)	Data (H)	Parameter Name	Description	Default value(H)
10 0e 00 1	00...09	Step Seq Base Unit	C-2(0)...1/32(9)	3/8(0)...1/32(9)	04(1/8)
01 1	01...10	Step Seq Length	C-2(0)...g8(7F)	lsteps(1)...16steps(10)	08
02 1	00...03	Step Seq Loop Type	C-2(0)...g8(7F)	fwd(0),backwd(1),alternateA(2), alternateB(3)	00(fwd)
03 1	00...60	Step Seq Ctrl Change No	C-2(0)...g8(7F)	off(0)...95,AT(60)	00(off)
04 1	00...00	reserved	00	00	00
05 1	00...00	reserved	00	00	00
06 1	00...7F	Step Seq Note No 1	C-2(0)...g8(7F)	C-2(0)...g8(7F)	C3(3C)
07 1	00...7F	Step Seq Note No 2	C-2(0)...g8(7F)	C-2(0)...g8(7F)	C3(3C)
08 1	00...7F	Step Seq Note No 3	C-2(0)...g8(7F)	C-2(0)...g8(7F)	C3(3C)
09 1	00...7F	Step Seq Note No 4	C-2(0)...g8(7F)	C-2(0)...g8(7F)	C3(3C)
0a 1	00...7F	Step Seq Note No 5	C-2(0)...g8(7F)	C-2(0)...g8(7F)	C3(3C)
0b 1	00...7F	Step Seq Note No 6	C-2(0)...g8(7F)	C-2(0)...g8(7F)	C3(3C)
0c 1	00...7F	Step Seq Note No 7	C-2(0)...g8(7F)	C-2(0)...g8(7F)	C3(3C)
0d 1	00...7F	Step Seq Note No 8	C-2(0)...g8(7F)	C-2(0)...g8(7F)	C3(3C)
0e 1	00...7F	Step Seq Note No 9	C-2(0)...g8(7F)	C-2(0)...g8(7F)	C3(3C)
0f 1	00...7F	Step Seq Note No 10	C-2(0)...g8(7F)	C-2(0)...g8(7F)	C3(3C)
10 1	00...7F	Step Seq Note No 11	C-2(0)...g8(7F)	C-2(0)...g8(7F)	C3(3C)
11 1	00...7F	Step Seq Note No 12	C-2(0)...g8(7F)	C-2(0)...g8(7F)	C3(3C)
12 1	00...7F	Step Seq Note No 13	C-2(0)...g8(7F)	C-2(0)...g8(7F)	C3(3C)
13 1	00...7F	Step Seq Note No 14	C-2(0)...g8(7F)	C-2(0)...g8(7F)	C3(3C)
14 1	00...7F	Step Seq Note No 15	C-2(0)...g8(7F)	C-2(0)...g8(7F)	C3(3C)
15 1	00...7F	Step Seq Note No 16	C-2(0)...g8(7F)	C-2(0)...g8(7F)	C3(3C)
16 1	00...7F	Step Seq Velocity 1	rest(0)...1...127	rest(0)...1...127	100(64)
17 1	00...7F	Step Seq Velocity 2	rest(0)...1...127	rest(0)...1...127	100(64)
18 1	00...7F	Step Seq Velocity 3	rest(0)...1...127	rest(0)...1...127	100(64)
19 1	00...7F	Step Seq Velocity 4	rest(0)...1...127	rest(0)...1...127	100(64)
1a 1	00...7F	Step Seq Velocity 5	rest(0)...1...127	rest(0)...1...127	100(64)
1b 1	00...7F	Step Seq Velocity 6	rest(0)...1...127	rest(0)...1...127	100(64)
1c 1	00...7F	Step Seq Velocity 7	rest(0)...1...127	rest(0)...1...127	100(64)
1d 1	00...7F	Step Seq Velocity 8	rest(0)...1...127	rest(0)...1...127	100(64)
1e 1	00...7F	Step Seq Velocity 9	rest(0)...1...127	rest(0)...1...127	100(64)
1f 1	00...7F	Step Seq Velocity 10	rest(0)...1...127	rest(0)...1...127	100(64)
20 1	00...7F	Step Seq Velocity 11	rest(0)...1...127	rest(0)...1...127	100(64)
21 1	00...7F	Step Seq Velocity 12	rest(0)...1...127	rest(0)...1...127	100(64)
22 1	00...7F	Step Seq Velocity 13	rest(0)...1...127	rest(0)...1...127	100(64)
23 1	00...7F	Step Seq Velocity 14	rest(0)...1...127	rest(0)...1...127	100(64)
24 1	00...7F	Step Seq Velocity 15	rest(0)...1...127	rest(0)...1...127	100(64)
25 1	00...7F	Step Seq Velocity 16	rest(0)...1...127	rest(0)...1...127	100(64)
26 1	00...7F	Step Seq Gate Time 1	1%(0)...100%(40)...200%(7F)	1%(0)...100%(40)...200%(7F)	94(3C)
27 1	00...7F	Step Seq Gate Time 2	1%(0)...100%(40)...200%(7F)	1%(0)...100%(40)...200%(7F)	94(3C)
28 1	00...7F	Step Seq Gate Time 3	1%(0)...100%(40)...200%(7F)	1%(0)...100%(40)...200%(7F)	94(3C)
29 1	00...7F	Step Seq Gate Time 4	1%(0)...100%(40)...200%(7F)	1%(0)...100%(40)...200%(7F)	94(3C)
2a 1	00...7F	Step Seq Gate Time 5	1%(0)...100%(40)...200%(7F)	1%(0)...100%(40)...200%(7F)	94(3C)
2b 1	00...7F	Step Seq Gate Time 6	1%(0)...100%(40)...200%(7F)	1%(0)...100%(40)...200%(7F)	94(3C)
2c 1	00...7F	Step Seq Gate Time 7	1%(0)...100%(40)...200%(7F)	1%(0)...100%(40)...200%(7F)	94(3C)
2d 1	00...7F	Step Seq Gate Time 8	1%(0)...100%(40)...200%(7F)	1%(0)...100%(40)...200%(7F)	94(3C)
2e 1	00...7F	Step Seq Gate Time 9	1%(0)...100%(40)...200%(7F)	1%(0)...100%(40)...200%(7F)	94(3C)
2f 1	00...7F	Step Seq Gate Time 10	1%(0)...100%(40)...200%(7F)	1%(0)...100%(40)...200%(7F)	94(3C)
30 1	00...7F	Step Seq Gate Time 11	1%(0)...100%(40)...200%(7F)	1%(0)...100%(40)...200%(7F)	94(3C)
31 1	00...7F	Step Seq Gate Time 12	1%(0)...100%(40)...200%(7F)	1%(0)...100%(40)...200%(7F)	94(3C)
32 1	00...7F	Step Seq Gate Time 13	1%(0)...100%(40)...200%(7F)	1%(0)...100%(40)...200%(7F)	94(3C)
33 1	00...7F	Step Seq Gate Time 14	1%(0)...100%(40)...200%(7F)	1%(0)...100%(40)...200%(7F)	94(3C)
34 1	00...7F	Step Seq Gate Time 15	1%(0)...100%(40)...200%(7F)	1%(0)...100%(40)...200%(7F)	94(3C)
35 1	00...7F	Step Seq Gate Time 16	1%(0)...100%(40)...200%(7F)	1%(0)...100%(40)...200%(7F)	94(3C)
36 1	00...7F	Step Seq Ctrl Change Value 1	0...127	0...127	0(00)
37 1	00...7F	Step Seq Ctrl Change Value 2	0...127	0...127	0(00)
38 1	00...7F	Step Seq Ctrl Change Value 3	0...127	0...127	0(00)
39 1	00...7F	Step Seq Ctrl Change Value 4	0...127	0...127	0(00)
3a 1	00...7F	Step Seq Ctrl Change Value 5	0...127	0...127	0(00)
3b 1	00...7F	Step Seq Ctrl Change Value 6	0...127	0...127	0(00)
3c 1	00...7F	Step Seq Ctrl Change Value 7	0...127	0...127	0(00)
3d 1	00...7F	Step Seq Ctrl Change Value 8	0...127	0...127	0(00)
3e 1	00...7F	Step Seq Ctrl Change Value 9	0...127	0...127	0(00)
3f 1	00...7F	Step Seq Ctrl Change Value 10	0...127	0...127	0(00)
40 1	00...7F	Step Seq Ctrl Change Value 11	0...127	0...127	0(00)
41 1	00...7F	Step Seq Ctrl Change Value 12	0...127	0...127	0(00)
42 1	00...7F	Step Seq Ctrl Change Value 13	0...127	0...127	0(00)
43 1	00...7F	Step Seq Ctrl Change Value 14	0...127	0...127	0(00)
44 1	00...7F	Step Seq Ctrl Change Value 15	0...127	0...127	0(00)
45 1	00...7F	Step Seq Ctrl Change Value 16	0...127	0...127	0(00)

TOAL SIZE 46

## MIDI Data Table <1-6>

### MIDI Parameter Change Table ( User Voice: Only Bulk Dump )

Address (H)	Size (H)	Data (H)	Parameter Name	Description	Default value(H)
11 mm 00 1	20...7F	Voice Name 1			

1 00...00	reserved	00	00	00							
2 00...7F	Vari-Ef Param 1 MSB	See Effect Parameter List	Depends On Vari-Ef Type		1 00...7F	PEG Depth	-64...+63 semitones	40(+0)			
2 00...7F	Vari-Ef Param 1 LSB	See Effect Parameter List	Depends On Vari-Ef Type		1 01...03	PEG Switch	VC01(1),VC02(2),both(3)	03(both)			
2 00...7F	Vari-Ef Param 2 MSB	See Effect Parameter List	Depends On Vari-Ef Type		1 00...01	Portamento Mode	normal(0),finger-key(1)	*11 00(normal)			
2 00...7F	Vari-Ef Param 2 LSB	See Effect Parameter List	Depends On Vari-Ef Type				full-time(0),sustain(1)	*12			
2 00...7F	Vari-Ef Param 3 MSB	See Effect Parameter List	Depends On Vari-Ef Type		1 00...7F	Portamento Time	0...127	44(68)			
2 00...7F	Vari-Ef Param 3 LSB	See Effect Parameter List	Depends On Vari-Ef Type		1 00...01	LFO Reset Mode	off(0),key-on(1)	00(off)			
2 00...7F	Vari-Ef Param 4 MSB	See Effect Parameter List	Depends On Vari-Ef Type		1 00...14	LFO1 Wave	sine(0)...offset-r/h2(14)	*13 00(sine)			
2 00...7F	Vari-Ef Param 4 LSB	See Effect Parameter List	Depends On Vari-Ef Type		2 00...FF	LFO1 Speed	1(0)...256(F)	1F(32)			
2 00...7F	Vari-Ef Param 5 MSB	See Effect Parameter List	Depends On Vari-Ef Type		1 00...7F	LFO1 Delay	0...127	00			
2 00...7F	Vari-Ef Param 5 LSB	See Effect Parameter List	Depends On Vari-Ef Type		2 00...FF	LFO2 Speed	1(0)...256(F)	57(88)			
2 00...7F	Vari-Ef Param 6 MSB	See Effect Parameter List	Depends On Vari-Ef Type		1 00...03	VCO Algorithm	Sync-off&FM-on(0),	00(Sync-off&FM-on)			
1 04...28	3-Band EQ Low Freq	32Hz(04)...2.0kHz(28)	11(140Hz)			(Oscillator Sync & FM)	Sync-on&FM-both(1),				
1 34...4C	3-Band EQ Low Gain	12dB(34)...+12dB(4C)	40(+0dB)		1 00...7F	Sync Pitch	-64...+63	40(+0)			
1 0E...36	3-Band EQ Mid Freq	100Hz(0E)...10.0kHz(36)	28(2.0kHz)		1 00...7F	Sync Pitch Depth	-64...+63	40(+0)			
1 34...4C	3-Band EQ Mid Gain	12dB(34)...+12dB(4C)	40(+0dB)		1 00...04	Sync Pitch Source	fixed(0),PEG(1),FEG(2),LFO1(3)	00(fixed)			
1 0A...78	3-Band EQ Mid Resonance(Q)	1.0(0A)...12.0(78)	0A(1.0)				LFO2(4)				
1 1C...3A	3-Band EQ High Freq	500Hz(1C)...16.0kHz(3A)	34(8.0kHz)		1 01...03	Sync Pitch Mod Switch	master(1),slave(2),both(3)	03(both)			
1 34...4C	3-Band EQ High Gain	-12dB(34)...+12dB(4C)	40(+0dB)		1 00...7F	FM Depth	-64...+63	40(+0)			
1 00...01	Dly-Rev Connection	seri(0),para(1)	00(seri)		1 00...04	FM Source 1	fixed(0),PEG(1),FEG(2),LFO1(3),	00(fixed)			
1 00...0D	Dly-Ef Type	See Effect Type List	00(=Delay L,C,R)				LFO2(4)				
1 00...7F	Dly-Ef Return	0...127	00		1 00...06	FM Source 2	VC02(0),VC01(1),VC01-sub(2),	00(VC02)			
2 00...7F	Dly-Ef Param 1 MSB	See Effect Parameter List	Depends On Dly-Ef Type				PEG(3),FEG(4),LFO1(5),LFO2(6)				
2 00...7F	Dly-Ef Param 1 LSB	See Effect Parameter List	Depends On Dly-Ef Type		1 00...03	VC01 Wave	saw(0),pulse(1),saw2(2),mix(3)	*14 00(saw)			
2 00...7F	Dly-Ef Param 2 MSB	See Effect Parameter List	Depends On Dly-Ef Type		00...04	VC01 Wave	saw(0),pulse(1),inner1(2),	*15			
2 00...7F	Dly-Ef Param 2 LSB	See Effect Parameter List	Depends On Dly-Ef Type				inner2(3),inner3(4)				
2 00...7F	Dly-Ef Param 3 MSB	See Effect Parameter List	Depends On Dly-Ef Type		1 00...7F	VC01 Pitch Coarse	-64...+63 semitone	40(+0)			
2 00...7F	Dly-Ef Param 3 LSB	See Effect Parameter List	Depends On Dly-Ef Type		1 0E...72	VC01 Pitch Fine	-50...+50 cent	40(+0)			
2 00...7F	Dly-Ef Param 4 MSB	See Effect Parameter List	Depends On Dly-Ef Type		1 00...7F	VC01 Edge	0...127	(64)100			
2 00...7F	Dly-Ef Param 4 LSB	See Effect Parameter List	Depends On Dly-Ef Type		1 00...7F	VC01 Pulse Width	0%(0)...50%(40)...99%(7F)	40(50%)			
2 00...7F	Dly-Ef Param 5 MSB	See Effect Parameter List	Depends On Dly-Ef Type		1 01...7F	VC01 PWM Depth	-64...+63	40(+0)			
2 00...7F	Dly-Ef Param 5 LSB	See Effect Parameter List	Depends On Dly-Ef Type		1 00...06	VC01 PWM Source	fixed(0),PEG(1),FEG(2),	00(fixed)			
2 00...7F	Dly-Ef Param 6 MSB	See Effect Parameter List	Depends On Dly-Ef Type				LFO1(3),LFO2(4),LFO2-phase(5),				
2 00...7F	Dly-Ef Param 6 LSB	See Effect Parameter List	Depends On Dly-Ef Type				LFO2-fast(6)				
2 00...7F	Dly-Ef Param 7 MSB	See Effect Parameter List	Depends On Dly-Ef Type		2 01...FF	VC01 Pitch Mod Depth	00(=Hall 1)	80(+0)			
2 00...7F	Dly-Ef Param 7 LSB	See Effect Parameter List	Depends On Dly-Ef Type				-127...+127				
1 00...0D	Rev-Ef Type	See Effect Type List	00		1 00...03	VC02 Wave	saw(0),pulse(1),saw2(2),mix(3)	00(saw)			
1 00...7F	Rev-Ef Return	0...127	00		1 00...7F	VC02 Pitch Coarse	-64...+63 semitone	40(+0)			
2 00...7F	Rev-Ef Param 1 MSB	See Effect Parameter List	Depends On Rev-Ef Type		1 0E...72	VC02 Pitch Fine	-50(0E)...+50 cent(72)	40(+0)			
2 00...7F	Rev-Ef Param 1 LSB	See Effect Parameter List	Depends On Rev-Ef Type		1 00...7F	VC02 Edge	0...127	127			
2 00...7F	Rev-Ef Param 2 MSB	See Effect Parameter List	Depends On Rev-Ef Type		1 00...7F	VC02 Pulse Width	0%(0)...50%(40)...99%(7F)	40(50%)			
2 00...7F	Rev-Ef Param 2 LSB	See Effect Parameter List	Depends On Rev-Ef Type		1 00...7F	VC02 PWM Depth	-64...+63	40(+0)			
2 00...7F	Rev-Ef Param 3 MSB	See Effect Parameter List	Depends On Rev-Ef Type		1 00...06	VC02 PWM Source	fixed(0),PEG(1),FEG(2),	00(fixed)			
2 00...7F	Rev-Ef Param 3 LSB	See Effect Parameter List	Depends On Rev-Ef Type				LFO1(3),LFO2(4),LFO2-phase(5),				
2 00...7F	Rev-Ef Param 4 MSB	See Effect Parameter List	Depends On Rev-Ef Type				LFO2-fast(6)				
2 00...7F	Rev-Ef Param 4 LSB	See Effect Parameter List	Depends On Rev-Ef Type		2 01...FF	VC02 Pitch Mod Depth	-127...+127	80(+0)			
2 00...7F	Rev-Ef Param 5 MSB	See Effect Parameter List	Depends On Rev-Ef Type		1 00...7F	Mixer VC01 Level	0...127	7F			
2 00...7F	Rev-Ef Param 5 LSB	See Effect Parameter List	Depends On Rev-Ef Type		1 00...7F	Mixer VC02 Level	0...127	00			
2 00...7F	Rev-Ef Param 6 MSB	See Effect Parameter List	Depends On Rev-Ef Type		1 00...7F	Mixer Ring Mod Level	0...127	00			
2 00...7F	Rev-Ef Param 6 LSB	See Effect Parameter List	Depends On Rev-Ef Type		1 00...7F	Mixer Noise Level	0...127	00			
2 00...7F	Rev-Ef Param 7 MSB	See Effect Parameter List	Depends On Rev-Ef Type		1 00...7F	FilterEG Attack Time	0...127	00			
2 00...7F	Rev-Ef Param 7 LSB	See Effect Parameter List	Depends On Rev-Ef Type		1 00...7F	FilterEG Decay Time	0...127	40			
1 00...01	Arpeggio/Step Seq on/off	off(0),on(1)	00(off)		1 00...7F	FilterEG Sustain Level	0...127	7F			
1 00...01	Arpeggio/Step Seq Select	Arpeggio(0),Step Seq(1)	00(Arpeggio)		1 00...7F	FilterEG Release Time	0...127	55(85)			
1 00...1D	Arpeggio Type/				1 00...7F	VCF HPF Cutoff Freq	0...127	00			
1 00...7F	Step Seq Ptn No	UpDwn1(0)...BassLineN(1D)	*2 00(UpDwn1)		1 00...05	VCF Filter Type	LFF-24dB(0),LFF-18dB(1),	00(LFF-24dB)			
1 00...01	Arpeggio/Step Seq Kbd Mode	C81:Har01(0)...Har128(7F)	*3 00(C81)				LFF-12dB(2),BFP(3),HPF-12dB(4),				
00...03	normal(0),note-shiftnormal(1),	chord(0),chordnormal(1)	*4 00(chord)				BEP(5)				
	ptn-sel&note-shift(2),	normal(0),note-shiftnormal(1),	*5		1 00...7F	VCF Filter Cutoff	0...127	(64)100			
	ptn-sel&note-shift(3)	off(0),on(1)	*6 00(off)		1 00...7F	VCF Filter Resonance	-12(0D)...0(19)...+102(7F)	19(+0)			
1 01...02	Arpeggio/Step Hold	off(0),on(1)	00(off)		2 00...FF	FilterEG Depth	-128...+127	A0(+32)			
00...02	off(0),model(1),mode2(2)	off(0),model(1),mode2(2)	*7		1 00...7F	FilterEG Velocity Sens	-64...+63	40(+0)			
1 00...02	Arpeggio/Step Seq Scene Sw	Scenel(1),Scene2(2),both(3)	03(both)		1 20...7F	VCF Keyboard Track	-32...+63	40(+0)			
1 00...09	Arpeggio Subdivide	3/8(0)...1/32(9)	08(1/16)		1 00...7F	VCF Filter Mod Depth	-64...+63	40(+0)			
1 32...53	Play Effect Swing	50%(32)...83%(53)	*8 32(50%)		1 00...7F	AmpEG Attack Time	0...127	40			
2 00...C8	Play Effect Velocity	realtime(0),1%(1)...200%(C8)	64(100%)		1 00...7F	AmpEG Decay Time	0...127	00			
2 01...C8	Play Effect Gate Time	1%(1)...200%(C8)	*8 64(100%)		1 00...7F	AmpEG Sustain Level	0...127	7F			
1 00...02	Free EG Trigger	free(0),keyboard&midi(1),all(2)	01(kb&midi)		1 00...7F	AmpEG Release Time	0...127	24(36)			
1 00...04	Free EG Loop Type	off(0),fwd(1),fwd-half(2),	04(Alt-half)		1 00...7F	VCA Feedback Level	0...127	00			
		alternate(3),alternate-half(4)			1 00...7F	VCA Volume	0...127	69(105)			
1 02...60	Free EG Length	1/2bar(2),1bar(3),3/2bar(4),	28(4.0sec)		1 00...7F	AmpEG Velocity Sens	-64...+63	40(+0)			
		2bar(5),3bar(6),4bar(7),6bar(8),			1 00...7F	VCA Amp Mod Depth	-64...+63	00(+0)			
		8bar(9),1.0sec(0A)...8.0sec(50)			1 01...7F	Vari-Ef Dry:Wet	D63>W(1)...D=W(40)...D=W63(7F)	*16 01(D63>W)			
1 00...7F	Free EG Keyboard Track	-64...+63	40(+0)				dry(0-3F),wet(40-7F)	*17			
1 00...38	Free EG Trk Param 1	off(0)...VCA Mod Depth(38)	*9 00(off)		1 00...00	Reserve	0...0	00			
1 00...0F	Free EG Trk Scene Switch 1	off(0),Scenel(1),Scene2(2),both(3)	00(off)		1 00...72	Ctrl Matrix Source1	off(0)...Assign Knob8(72)	*19 00			
1 00...38	Free EG Trk Param 2	off(0)...VCA Mod Depth(38)	*9 00(off)		1 00...24	Ctrl Matrix Param 1	off(0)...Vari-Ef Dry:Wet(24)	*19 00			
1 00...0F	Free EG Trk Scene Switch 2	off(0),Scenel(1),Scene2(2),both(3)	00(off)		1 00...7F	Ctrl Matrix Depth 1	Depends on Ctrl Matrix Param	*19 40(+0)			
1 00...38	Free EG Trk Param 3	off(0)...VCA Mod Depth(38)	*9 00(off)		1 00...72	Ctrl Matrix Source2	off(0)...Assign Knob8(72)	*19 00			
1 00...0F	Free EG Trk Scene Switch 3	off(0),Scenel(1),Scene2(2),both(3)	00(off)		1 00...24	Ctrl Matrix Param 2	off(0)...Vari-Ef Dry:Wet(24)	*19 00			
1 00...38	Free EG Trk Param 4	off(0)...VCA Mod Depth(38)	*9 00(off)		1 00...7F	Ctrl Matrix Depth 2	Depends on Ctrl Matrix Param	*19 40(+0)			
1 00...0F	Free EG Trk Scene Switch 4	off(0),Scenel(1),Scene2(2),both(3)	00(off)		1 00...72	Ctrl Matrix Source3	off(0)...Assign Knob8(72)	*19 00			
2 00...01	Free EG Trk1 Data1 MSB	0...1	*10 01		1 00...24	Ctrl Matrix Param 3	off(0)...Vari-Ef Dry:Wet(24)	*19 00			
2 00...7F	Free EG Trk1 Data1 LSB	0...127	*10 00		1 00...7F	Ctrl Matrix Depth 3	Depends on Ctrl Matrix Param	*19 40(+0)			
2 00...01	Free EG Trk1 Data2 MSB	0...1	*10 01		1 00...72	Ctrl Matrix Source4	off(0)...Assign Knob8(72)	*19 00			
2 00...7F	Free EG Trk1 Data2 LSB	0...127	*10 00		1 00...24	Ctrl Matrix Param 4	off(0)...Vari-Ef Dry:Wet(24)	*19 00			
:	:	:	:		1 00...7F	Ctrl Matrix Depth 4	Depends on Ctrl Matrix Param	*19 40(+0)			
2 00...01	Free EG Trk1 Data192 MSB	0...1	*10 01		1 00...24	Ctrl Matrix Source5	off(0)...Assign Knob8(72)	*19 00			
2 00...7F	Free EG Trk1 Data192 LSB	0...127	*10 00		1 00...7F	Ctrl Matrix Param 5	off(0)...Vari-Ef Dry:Wet(24)	*19 00			
2 00...01	Free EG Trk2 Data1 MSB	0...1	*10 01		1 00...72	Ctrl Matrix Depth 5	Depends on Ctrl Matrix Param	*19 40(+0)			
2 00...7F	Free EG Trk2 Data1 LSB	0...127	*10 00		1 00...24	Ctrl Matrix Param 6	off(0)...Assign Knob8(72)	*19 00			
2 00...01	Free EG Trk2 Data2 MSB	0...1	*10 01		1 00...7F	Ctrl Matrix Param 7	off(0)...Vari-Ef Dry:Wet(24)	*19 00			
2 00...7F	Free EG Trk2 Data2 LSB	0...127	*10 00		1 00...72	Ctrl Matrix Depth 6	Depends on Ctrl Matrix Param	*19 40(+0)			
:	:	:	:		1 00...7F	Ctrl Matrix Source7	off(0)...Assign Knob8(72)	*19 00			
2 00...01	Free EG Trk2 Data192 MSB	0...1	*10 01		1 00...24	Ctrl Matrix Param 8	off(0)...Vari-Ef Dry:Wet(24)	*19 00			
2 00...7F	Free EG Trk2 Data192 LSB	0...127	*10 00		1 00...7F	Ctrl Matrix Param 9	off(0)...Vari-Ef Dry:Wet(24)	*19 00			
2 00...01	Free EG Trk3 Data1 MSB	0...1	*10 01		1 00...72	Ctrl Matrix Depth 7	Depends on Ctrl Matrix Param	*19 40(+0)			
2 00...7F	Free EG Trk3 Data1 LSB	0...127	*10 00		1 00...24	Ctrl Matrix Param 9	off(0)...Assign Knob8(72)	*19 00			
2 00...01	Free EG Trk3 Data2 MSB	0...1	*10 01		1 00...7F	Ctrl Matrix Param 10	off(0)...Vari-Ef Dry:Wet(24)	*19 00			
2 00...7F	Free EG Trk3 Data2 LSB	0...127	*10 00		1 00...72	Ctrl Matrix Depth 8	Depends on Ctrl Matrix Param	*19 40(+0)			
:	:	:									



1	00...24	Ctrl Matrix Param 15	off(0)...Vari-EF Dry:Wet(24)	*19	00
1	00...7F	Ctrl Matrix Depth 15	Depends on Ctrl Matrix Param	*19	40(+0)
1	00...72	Ctrl Matrix Source16	off(0)...Assign Knob8(72)	*19	00
1	00...24	Ctrl Matrix Param 16	off(0)...Vari-EF Dry:Wet(24)	*19	00
1	00...7F	Ctrl Matrix Depth 16	Depends on Ctrl Matrix Param	*19	40(+0)
<b>(from Here : Scene2's Data)</b>					
1	00...02	Poly Mode	poly(0),mono(1),legato(2)		00(poly)
1	2C...54	Pich Up (PB Range +)	-24(2C)...+24(54)		42(+2)
1	2C...54	Pich Down (PB Range -)	-24(2C)...+24(54)		3E(-2)
1	00...7F	PEG Decay	-64...+63		40(+0)
1	00...7F	PEG Depth	-64...+63 semitones		40(+0)
1	01...03	PEG Switch	VC01(1),VC02(2),both(3)		03(both)
1	00...01	Portamento Mode	normal(0),sustain-key(1)	*11	00(normal)
			full-time(0),finger(1)	*12	
1	00...7F	Portamento Time	0...127		44(68)
1	00...01	LFO Reset Mode	off(0),key-on(1)		00(off)
1	00...14	LFO1 Wave	sine(0)...offset-s/h2(14)	*13	00(sine)
2	00...FF	LFO1 Speed	1(0)...256(FF)		1F(32)
1	00...7F	LFO1 Delay	0...127		00
2	00...FF	LFO2 Speed	1(0)...256(FF)		57(88)
1	00...3	VCO Algorithm	Sync-off&FM-on(0),		00(Sync-off&FM-on)
		(Oscillator Sync & FM)	Sync-on&FM-both(1),		
			Sync-on&FM-master(2),		
			Sync-on&FM-slave(3)		
1	00...7F	Sync Pitch	-64...+63		40(+0)
1	00...7F	Sync Pitch Depth	-64...+63		40(+0)
1	00...04	Sync Pitch Source	fixed(0),PEG(1),PEG(2),LFO1(3),		00(fixed)
			LFO2(4)		
1	01...03	Sync Pitch Mod Switch	master(1),slave(2),both(3)		03(both)
1	00...7F	FM Depth	-64...+63		40(+0)
1	00...04	FM Source 1	fixed(0),PEG(1),PEG(2),LFO1(3),		00(fixed)
			LFO2(4)		
1	00...06	FM Source 2	VC02(0),VC01(1),VC01-sub(2),		00(VC02)
			PEG(3),PEG(4),LFO1(5),LFO2(6)		
1	00...03	VC01 Wave	saw(0),pulse(1),saw2(2),mix(3)	*14	00(saw)
1	00...04	VC01 Wave	saw(0),pulse(1),inner1(2),	*15	
			inner2(3),inner3(4)		
1	00...7F	VC01 Pitch Coarse	-64...+63 semitone		40(+0)
1	0E...72	VC01 Pitch Fine	-50...+50 cent		40(+0)
1	00...7F	VC01 Edge	0...127		(64)100
1	00...7F	VC01 Pulse Width	08(0)...508(40)...998(7F)		40(508)
1	01...7F	VC01 PWM Depth	-64...+63		40(+0)
1	00...06	VC01 PWM Source	fixed(0),PEG(1),PEG(2),		00(fixed)
			LFO1(3),LFO2(4),LFO2-phase(5),		
			LFO2-fast(6)		
2	01...FF	VC01 Pitch Mod Depth	-127...+127		80(+0)
1	00...03	VC02 Wave	saw(0),pulse(1),saw2(2),mix(3)		00(saw)
1	00...7F	VC02 Pitch Coarse	-64...+63 semitone		40(+0)
1	0E...72	VC02 Pitch Fine	-50(0E)...+50 cent(72)		40(+0)
1	00...7F	VC02 Edge	0...127		127
1	00...7F	VC02 Pulse Width	08(0)...508(40)...998(7F)		40(508)
1	01...7F	VC02 PWM Depth	-64...+63		40(+0)
1	00...06	VC02 PWM Source	fixed(0),PEG(1),PEG(2),		00(fixed)
			LFO1(3),LFO2(4),LFO2-phase(5),		
			LFO2-fast(6)		
2	01...FF	VC02 Pitch Mod Depth	-127...+127		80(+0)
1	00...7F	Mixer VC01 Level	0...127		7F
1	00...7F	Mixer VC02 Level	0...127		00
1	00...7F	Mixer Ring Mod Level	0...127		00
1	00...7F	Mixer Noise Level	0...127		00
1	00...7F	FilterEG Attack Time	0...127		00
1	00...7F	FilterEG Decay Time	0...127		40
1	00...7F	FilterEG Sustain Level	0...127		7F
1	00...7F	FilterEG Release Time	0...127		55(85)
1	00...7F	VCF HPF Cutoff Freq	0...127		00
1	00...05	VCF Filter Type	LFF-24dB(0),LFF-18dB(1),		00(LFF-24db)
			LFF-12dB(2),BFF(3),HPF-12dB(4),		
			BEF(5)		
1	00...7F	VCF Filter Cutoff	0...127		64(100)
1	0D...7F	VCF Filter Resonance	-12(0D)...+10(19)...+102(7F)		19(+0)
2	00...FF	FilterEG Depth	-128...+127		AD(+32)
1	00...7F	FilterEG Velocity Sens	-64...+63		40(+0)
1	20...7F	VCF Keyboard Track	-32...+63		40(+0)
1	00...7F	VCF Filter Mod Depth	-64...+63		40(+0)
1	00...7F	AmpEG Attack Time	0...127		00
1	00...7F	AmpEG Decay Time	0...127		40
1	00...7F	AmpEG Sustain Level	0...127		7F
1	00...7F	AmpEG Release Time	0...127		24(36)
1	00...7F	VCA Feedback Level	0...127		00
1	00...7F	VCA Volume	0...127		69(105)
1	00...7F	AmpEG Velocity Sens	-64...+63		40(+0)
1	00...7F	VCA Amp Mod Depth	-64...+63		40(+0)
1	01...7F	Vari-EF Dry:Wet	D63W(1)...D+W(40)...D+W63(7F)	*16	01(D63+W)
			dry(0-3F),wet(40-7F)	*17	
			dry(0-3F),both(40),wet(41-7F)	*18	
1	00...00	Reserve	0...0		00
1	00...72	Ctrl Matrix Source1	off(0)...Assign Knob8(72)	*19	00
1	00...24	Ctrl Matrix Param 1	off(0)...Vari-EF Dry:Wet(24)	*19	00
1	00...7F	Ctrl Matrix Depth 1	Depends on Ctrl Matrix Param	*19	40(+0)
1	00...72	Ctrl Matrix Source2	off(0)...Assign Knob8(72)	*19	00
1	00...24	Ctrl Matrix Param 2	off(0)...Vari-EF Dry:Wet(24)	*19	00
1	00...7F	Ctrl Matrix Depth 2	Depends on Ctrl Matrix Param	*19	40(+0)
1	00...72	Ctrl Matrix Source3	off(0)...Assign Knob8(72)	*19	00
1	00...24	Ctrl Matrix Param 3	off(0)...Vari-EF Dry:Wet(24)	*19	00
1	00...7F	Ctrl Matrix Depth 3	Depends on Ctrl Matrix Param	*19	40(+0)
1	00...72	Ctrl Matrix Source4	off(0)...Assign Knob8(72)	*19	00
1	00...24	Ctrl Matrix Param 4	off(0)...Vari-EF Dry:Wet(24)	*19	00
1	00...7F	Ctrl Matrix Depth 4	Depends on Ctrl Matrix Param	*19	40(+0)
1	00...72	Ctrl Matrix Source5	off(0)...Assign Knob8(72)	*19	00
1	00...24	Ctrl Matrix Param 5	off(0)...Vari-EF Dry:Wet(24)	*19	00
1	00...7F	Ctrl Matrix Depth 5	Depends on Ctrl Matrix Param	*19	40(+0)
1	00...72	Ctrl Matrix Source6	off(0)...Assign Knob8(72)	*19	00
1	00...24	Ctrl Matrix Param 6	off(0)...Vari-EF Dry:Wet(24)	*19	00
1	00...7F	Ctrl Matrix Depth 6	Depends on Ctrl Matrix Param	*19	40(+0)
1	00...72	Ctrl Matrix Source7	off(0)...Assign Knob8(72)	*19	00
1	00...24	Ctrl Matrix Param 7	off(0)...Vari-EF Dry:Wet(24)	*19	00
1	00...7F	Ctrl Matrix Depth 7	Depends on Ctrl Matrix Param	*19	40(+0)
1	00...72	Ctrl Matrix Source8	off(0)...Assign Knob8(72)	*19	00
1	00...24	Ctrl Matrix Param 8	off(0)...Vari-EF Dry:Wet(24)	*19	00
1	00...7F	Ctrl Matrix Depth 8	Depends on Ctrl Matrix Param	*19	40(+0)
1	00...72	Ctrl Matrix Source9	off(0)...Assign Knob8(72)	*19	00
1	00...24	Ctrl Matrix Param 9	off(0)...Vari-EF Dry:Wet(24)	*19	00
1	00...7F	Ctrl Matrix Depth 9	Depends on Ctrl Matrix Param	*19	40(+0)
1	00...72	Ctrl Matrix Source10	off(0)...Assign Knob8(72)	*19	00
1	00...24	Ctrl Matrix Param 10	off(0)...Vari-EF Dry:Wet(24)	*19	00
1	00...7F	Ctrl Matrix Depth 10	Depends on Ctrl Matrix Param	*19	40(+0)
1	00...72	Ctrl Matrix Source11	off(0)...Assign Knob8(72)	*19	00
1	00...24	Ctrl Matrix Param 11	off(0)...Vari-EF Dry:Wet(24)	*19	00

1	00...7F	Ctrl Matrix Depth 11	Depends on Ctrl Matrix Param	*19	40(+0)
1	00...72	Ctrl Matrix Source12	off(0)...Assign Knob8(72)	*19	00
1	00...24	Ctrl Matrix Param 12	off(0)...Vari-EF Dry:Wet(24)	*19	00
1	00...7F	Ctrl Matrix Depth 12	Depends on Ctrl Matrix Param	*19	40(+0)
1	00...72	Ctrl Matrix Source13	off(0)...Assign Knob8(72)	*19	00
1	00...24	Ctrl Matrix Param 13	off(0)...Vari-EF Dry:Wet(24)	*19	00
1	00...7F	Ctrl Matrix Depth 13	Depends on Ctrl Matrix Param	*19	40(+0)
1	00...72	Ctrl Matrix Source14	off(0)...Assign Knob8(72)	*19	00
1	00...24	Ctrl Matrix Param 14	off(0)...Vari-EF Dry:Wet(24)	*19	00
1	00...7F	Ctrl Matrix Depth 14	Depends on Ctrl Matrix Param	*19	40(+0)
1	00...72	Ctrl Matrix Source15	off(0)...Assign Knob8(72)	*19	00
1	00...24	Ctrl Matrix Param 15	off(0)...Vari-EF Dry:Wet(24)	*19	00
1	00...7F	Ctrl Matrix Depth 15	Depends on Ctrl Matrix Param	*19	40(+0)
1	00...72	Ctrl Matrix Source16	off(0)...Assign Knob8(72)	*19	00
1	00...24	Ctrl Matrix Param 16	off(0)...Vari-EF Dry:Wet(24)	*19	00
1	00...7F	Ctrl Matrix Depth 16	Depends on Ctrl Matrix Param	*19	40(+0)

**(from Here : Step Seq Pattern Data)**

1	00...09	Step Seq Base Unit	3/8(0)...1/32(9)		04(1/8)
1	01...10	Step Seq Length	1steps(1)...16steps(10)		08
1	00...03	Step Seq Loop Type	fw(0),backwd(1),alternateA(2),		00(fwd)
			alternateB(3)		
1	00...60	Step Seq Ctrl Change No	off(0)...95,AT(60)		00(off)
1	00...00	reserved			00
1	00...00	reserved			00
1	00...7F	Step Seq Note No 1	C-2(0)...G8(7F)		C3(3C)
1	00...7F	Step Seq Note No 2	C-2(0)...G8(7F)		C3(3C)
1	00...7F	Step Seq Note No 3	C-2(0)...G8(7F)		C3(3C)
1	00...7F	Step Seq Note No 4	C-2(0)...G8(7F)		C3(3C)
1	00...7F	Step Seq Note No 5	C-2(0)...G8(7F)		C3(3C)
1	00...7F	Step Seq Note No 6	C-2(0)...G8(7F)		C3(3C)
1	00...7F	Step Seq Note No 7	C-2(0)...G8(7F)		C3(3C)
1	00...7F	Step Seq Note No 8	C-2(0)...G8(7F)		C3(3C)
1	00...7F	Step Seq Note No 9	C-2(0)...G8(7F)		C3(3C)
1	00...7F	Step Seq Note No 10	C-2(0)...G8(7F)		C3(3C)
1	00...7F	Step Seq Note No 11	C-2(0)...G8(7F)		C3(3C)
1	00...7F	Step Seq Note No 12	C-2(0)...G8(7F)		C3(3C)
1	00...7F	Step Seq Note No 13	C-2(0)...G8(7F)		C3(3C)
1	00...7F	Step Seq Note No 14	C-2(0)...G8(7F)		C3(3C)
1	00...7F	Step Seq Note No 15	C-2(0)...G8(7F)		C3(3C)
1	00...7F	Step Seq Note No 16	C-2(0)...G8(7F)		C3(3C)
1	00...7F	Step Seq Velocity 1	rest(0),1...127		100(64)
1	00...7F	Step Seq Velocity 2	rest(0),1...127		100(64)
1	00...7F	Step Seq Velocity 3	rest(0),1...127		100(64)
1	00...7F	Step Seq Velocity 4	rest(0),1...127		100(64)
1	00...7F	Step Seq Velocity 5	rest(0),1...127		100(64)
1	00...7F	Step Seq Velocity 6	rest(0),1...127		100(64)
1	00...7F	Step Seq Velocity 7	rest(0),1...127		100(64)
1	00...7F	Step Seq Velocity 8	rest(0),1...127		100(64)
1	00...7F	Step Seq Velocity 9	rest(0),1...127		100(64)
1	00...7F	Step Seq Velocity 10	rest(0),1...127		100(64)
1	00...7F	Step Seq Velocity 11	rest(0),1...127		100(64)
1	00...7F	Step Seq Velocity 12	rest(0),1...127		100(64)
1	00...7F	Step Seq Velocity 13	rest(0),1...127		100(64)
1	00...7F	Step Seq Velocity 14	rest(0),1...127		100(64)
1	00...7F	Step Seq Velocity 15	rest(0),1...127		100(64)
1	00...7F	Step Seq Velocity 16	rest(0),1...127		100(64)
1	00...7F	Step Seq Gate Time 1	18(0)...11008(40)...2008(7F)		948(3C)
1	00...7F	Step Seq Gate Time 2	18(0)...11008(40)...2008(7F)		948(3C)
1	00...7F	Step Seq Gate Time 3	18(0)...11008(40)...2008(7F)		948(3C)
1	00...7F	Step Seq Gate Time 4	18(0)...11008(40)...2008(7F)		948(3C)
1	00...7F	Step Seq Gate Time 5	18(0)...11008(40)...2008(7F)		948(3C)
1	00...7F	Step Seq Gate Time 6	18(0)...11008(40)...2008(7F)		948(3C)
1	00...7F	Step Seq Gate Time 7	18(0)...11008(40)...2008(7F)		948(3C)
1	00...7F	Step Seq Gate Time 8	18(0)...11008(40)...2008(7F)		948(3C)
1	00...7F	Step Seq Gate Time 9	18(0)...11008(40)...2008(7F)		948(3C)
1	00...7F	Step Seq Gate Time 10	18(0)...11008(40)...2008(7F)		948(3C)
1	00...7F	Step Seq Gate Time 11	18(0)...11008(40)...2008(7F)		948(3C)
1	00...7F	Step Seq Gate Time 12	18(0)...11008(40)...2008(7F)		948(3C)
1	00...7F	Step Seq Gate Time 13	18(0)...11008(40)...2008(7F)		948(3C)
1	00...7F	Step Seq Gate Time 14	18(0)...11008(40)...2008(7F)		948(3C)
1	00...7F	Step Seq Gate Time 15	18(0)...11008(40)...2008(7F)		948(3C)
1	00...7F	Step Seq Gate Time 16	18(0)...11008(40)...2008(7F)		948(3C)
1	00...7F	Step Seq Ctrl Change Value 1	0...127		0(00)
1	00...7F	Step Seq Ctrl Change Value 2	0...127		0(00)
1	00...7F	Step Seq Ctrl Change Value 3	0...127		0(00)
1	00...7F	Step Seq Ctrl Change Value 4	0...127		0(00)
1	00...7F	Step Seq Ctrl Change Value 5	0...127		0(00)
1	00...7F	Step Seq Ctrl Change Value 6	0...127		0(00)
1	00...7F	Step Seq Ctrl Change Value 7	0...127		0(00)
1	00...7F	Step Seq Ctrl Change Value 8	0...127		0(00)
1	00...7F	Step Seq Ctrl Change Value 9	0...127		0(00)
1	00...7F	Step Seq Ctrl Change Value 10	0...127		0(00)
1	00...7F	Step Seq Ctrl Change Value 11	0...127		0(00)
1	00...7F	Step Seq Ctrl Change Value 12	0...127		0(00)
1	00...7F	Step Seq Ctrl Change Value 13	0...127		0(00)
1	00...7F	Step Seq Ctrl Change Value 14	0...127		0(00)
1	00...7F	Step Seq Ctrl Change Value 15	0...127		0(00)
1	00...7F	Step Seq Ctrl Change Value 16	0...127		0(00)

TOTAL SIZE 796

mm = 00 - 7F : User Voice 1 - User Voice 128

- \*1: see other table (Ctrl Matrix Parameter List)
- \*2: see other table (Arpeggio Type List)
- \*3: become available only when Step Seq is selected and Kbd Mode = 'pm-sel&norm' or 'pm-sel&note-shift'
- \*4: only when Arpeggio is selected
- \*5: only when Step Seq is selected
- \*6: except \*7
- \*7: only when Step Seq is selected and Kbd Mode = 'pm-sel&norm

05	1	00...00	reserved	00	00	
06	1	00...7F	Step Seq Note No 1	C-2(0)...G8(7F)	C3(3C)	
07	1	00...7F	Step Seq Note No 2	C-2(0)...G8(7F)	C3(3C)	
08	1	00...7F	Step Seq Note No 3	C-2(0)...G8(7F)	C3(3C)	
09	1	00...7F	Step Seq Note No 4	C-2(0)...G8(7F)	C3(3C)	
0a	1	00...7F	Step Seq Note No 5	C-2(0)...G8(7F)	C3(3C)	
0b	1	00...7F	Step Seq Note No 6	C-2(0)...G8(7F)	C3(3C)	
0c	1	00...7F	Step Seq Note No 7	C-2(0)...G8(7F)	C3(3C)	
0d	1	00...7F	Step Seq Note No 8	C-2(0)...G8(7F)	C3(3C)	
0e	1	00...7F	Step Seq Note No 9	C-2(0)...G8(7F)	C3(3C)	
0f	1	00...7F	Step Seq Note No 10	C-2(0)...G8(7F)	C3(3C)	
10	1	00...7F	Step Seq Note No 11	C-2(0)...G8(7F)	C3(3C)	
11	1	00...7F	Step Seq Note No 12	C-2(0)...G8(7F)	C3(3C)	
12	1	00...7F	Step Seq Note No 13	C-2(0)...G8(7F)	C3(3C)	
13	1	00...7F	Step Seq Note No 14	C-2(0)...G8(7F)	C3(3C)	
14	1	00...7F	Step Seq Note No 15	C-2(0)...G8(7F)	C3(3C)	
15	1	00...7F	Step Seq Note No 16	C-2(0)...G8(7F)	C3(3C)	
16	1	00...7F	Step Seq Velocity 1	rest(0),1...127	100(64)	
17	1	00...7F	Step Seq Velocity 2	rest(0),1...127	100(64)	
18	1	00...7F	Step Seq Velocity 3	rest(0),1...127	100(64)	
19	1	00...7F	Step Seq Velocity 4	rest(0),1...127	100(64)	
1a	1	00...7F	Step Seq Velocity 5	rest(0),1...127	100(64)	
1b	1	00...7F	Step Seq Velocity 6	rest(0),1...127	100(64)	
1c	1	00...7F	Step Seq Velocity 7	rest(0),1...127	100(64)	
1d	1	00...7F	Step Seq Velocity 8	rest(0),1...127	100(64)	
1e	1	00...7F	Step Seq Velocity 9	rest(0),1...127	100(64)	
1f	1	00...7F	Step Seq Velocity 10	rest(0),1...127	100(64)	
20	1	00...7F	Step Seq Velocity 11	rest(0),1...127	100(64)	
21	1	00...7F	Step Seq Velocity 12	rest(0),1...127	100(64)	
22	1	00...7F	Step Seq Velocity 13	rest(0),1...127	100(64)	
23	1	00...7F	Step Seq Velocity 14	rest(0),1...127	100(64)	
24	1	00...7F	Step Seq Velocity 15	rest(0),1...127	100(64)	
25	1	00...7F	Step Seq Velocity 16	rest(0),1...127	100(64)	
26	1	00...7F	Step Seq Gate Time 1	14(0)...1004(40)...2004(7F)	944(3C)	
27	1	00...7F	Step Seq Gate Time 2	14(0)...1004(40)...2004(7F)	944(3C)	
28	1	00...7F	Step Seq Gate Time 3	14(0)...1004(40)...2004(7F)	944(3C)	
29	1	00...7F	Step Seq Gate Time 4	14(0)...1004(40)...2004(7F)	944(3C)	
2a	1	00...7F	Step Seq Gate Time 5	14(0)...1004(40)...2004(7F)	944(3C)	
2b	1	00...7F	Step Seq Gate Time 6	14(0)...1004(40)...2004(7F)	944(3C)	
2c	1	00...7F	Step Seq Gate Time 7	14(0)...1004(40)...2004(7F)	944(3C)	
1d	1	00...7F	Step Seq Gate Time 8	14(0)...1004(40)...2004(7F)	944(3C)	
2e	1	00...7F	Step Seq Gate Time 9	14(0)...1004(40)...2004(7F)	944(3C)	
2f	1	00...7F	Step Seq Gate Time 10	14(0)...1004(40)...2004(7F)	944(3C)	
30	1	00...7F	Step Seq Gate Time 11	14(0)...1004(40)...2004(7F)	944(3C)	
31	1	00...7F	Step Seq Gate Time 12	14(0)...1004(40)...2004(7F)	944(3C)	
32	1	00...7F	Step Seq Gate Time 13	14(0)...1004(40)...2004(7F)	944(3C)	
33	1	00...7F	Step Seq Gate Time 14	14(0)...1004(40)...2004(7F)	944(3C)	
34	1	00...7F	Step Seq Gate Time 15	14(0)...1004(40)...2004(7F)	944(3C)	
35	1	00...7F	Step Seq Gate Time 16	14(0)...1004(40)...2004(7F)	944(3C)	
36	1	00...7F	Step Seq Ctrl Change Value 1	0...127	0(00)	
37	1	00...7F	Step Seq Ctrl Change Value 2	0...127	0(00)	
38	1	00...7F	Step Seq Ctrl Change Value 3	0...127	0(00)	
39	1	00...7F	Step Seq Ctrl Change Value 4	0...127	0(00)	
3a	1	00...7F	Step Seq Ctrl Change Value 5	0...127	0(00)	
3b	1	00...7F	Step Seq Ctrl Change Value 6	0...127	0(00)	
3c	1	00...7F	Step Seq Ctrl Change Value 7	0...127	0(00)	
3d	1	00...7F	Step Seq Ctrl Change Value 8	0...127	0(00)	
3e	1	00...7F	Step Seq Ctrl Change Value 9	0...127	0(00)	
3f	1	00...7F	Step Seq Ctrl Change Value 10	0...127	0(00)	
40	1	00...7F	Step Seq Ctrl Change Value 11	0...127	0(00)	
41	1	00...7F	Step Seq Ctrl Change Value 12	0...127	0(00)	
42	1	00...7F	Step Seq Ctrl Change Value 13	0...127	0(00)	
43	1	00...7F	Step Seq Ctrl Change Value 14	0...127	0(00)	
44	1	00...7F	Step Seq Ctrl Change Value 15	0...127	0(00)	
45	1	00...7F	Step Seq Ctrl Change Value 16	0...127	0(00)	

TOTAL SIZE 46

mm = 00 ~ 7F : User Pattern 1 ~ User Pattern

Function...	Transmitted	Recognized	Remarks
Basic Channel Default Changed	1 - 16 1 - 16	1 - 16 1 - 16	Memorizd
Mode Default Messages Altered	3 × * * * * *	3 - 4(m=1) *1 3 - 4(m=1) ×	Memorizd
Note Number : True voice	0 - 127 * * * * *	0 - 127 0 - 127	Transpose
Velocity Note on Note off	○ 9nH,v=1-127 × 9nH,v=0	○ v=1-127 ○	
After Touch Key's Ch's	× ○	× ○	
Pitch Bend	○	○ 0-24 semi	
Control Change	0,32 × 1,4,7,12,13,64 ○ 5,10,11,65 × 6,38 × 66,67,84 × 71-74 ○ 0-95 ○ 91,93,94 × 96-97 × 98-99 × 100-101 × 120 × 121 ×	× ○ ○ ○ × ○ ○ ○ ○ × ○ ○ ○	Bank Select  Data Entry  Sound Controller Assignable Control Effect Send Level Data Inc, Dec NRPN LSB,MSB RPN LSB,MSB All Sounds Off Reset All Controls
Program Change : True number	○ 0 - 127 * * * * *	○ 0 - 127 0 - 127	
System Exclusive	○	○	
System Common : Song Position : Song Select : Tune	× × ×	× × ×	
System Real Time : Clock : Commands	× ×	○ ○	
Aux Messages : Local On/Off : All Notes Off : Active Sense : Reset	× × ○ ×	× ○ ( 123 - 127 ) ○ ×	
Notes : *1: m is always treated as "1" regardless of its value.			

**YAMAHA**  
YAMAHA CORPORATION